


# POLARIS **RANGER**



2025

**ACCESSORIES,  
MAINTENANCE & APPAREL**

INTERNATIONAL VERSION

# HARDEST WORKING. SMOOTHEST RIDING.



## #1 UTILITY SIDE-BY-SIDE

For the past two decades, RANGER has set the standard through unrivaled strength, unmatched capability and next-level comfort, making it the number one utility side-by-side.

POLARIS

POLARIS  
**RANGER**

### 17 RANGER XD 1500

- 18 WINDSHIELDS & REAR PANELS
- 19 DOORS
- 20 CAB COMFORT & CONVENIENCE
- 21 WINCHES
- 22 PROTECTION
- 23 AUDIO
- 24 STORAGE
- 30 MAINTENANCE PARTS & FLUIDS

### 32 1000 / XP 1000 / XP KINETIC

- 36 ROOFS
- 38 WINDSHIELDS & REAR PANELS
- 40 DOORS
- 42 CAB COMFORT & CONVENIENCE
- 45 WINCHES
- 46 PROTECTION
- 48 AUDIO
- 52 STORAGE
- 58 XP KINETIC ACCESSORIES
- 60 MAINTENANCE PARTS & FLUIDS

### 62 SP 570

- 64 ROOFS & DOORS
- 66 WINDSHIELDS & REAR PANELS
- 68 CAB COMFORT & CONVENIENCE
- 69 AUDIO & WINCHES
- 70 STORAGE
- 71 PROTECTION
- 72 MAINTENANCE PARTS & FLUIDS

### 74 570 FULL-SIZE

### 78 YOUTH

### 80 COMMON ACCESSORIES

- 80 WINCHES
- 82 PLOWS
- 86 LIGHTING
- 88 CONNECTED TECHNOLOGY
- 90 ELECTRICAL ACCESSORIES
- 93 TRACKS
- 94 HUNT
- 96 COOLERS
- 98 WHEELS & TIRES
- 106 TIRE SEALANT & TRAILERING

### 108 MAINTENANCE & GARAGE

- 108 OIL & LUBRICANTS
- 110 GARAGE ACCESSORIES
- 112 BATTERY CHARGERS & SERVICE PARTS
- 114 POLARIS POWER

### 116 APPAREL

- 117 RANGER APPAREL & MERCHANDISE
- 117 RANGE COLLECTION
- 118 CASUALWEAR & HATS
- 119 HELMETS & GOGGLES

# RANGER XD 1500 / XP 1000 / SP 570 NORTHSTAR

## OFF-ROAD CLIMATE CONTROL

Be in control of your comfort with available Pro Shield Cab System, heat, air conditioning, and more. Polaris RANGER NorthStar Editions help you finish whatever task you set out to do, no matter the weather conditions. Take your NorthStar to the next level with hundreds of accessories to choose from based on your riding needs.



## DO MORE:

### PROTECTION

Protect the front and rear of your RANGER from obstacles you may encounter off-road.

**XD 1500** P. 22

**XP 1000** P. 46

**SP 570** P. 71

### STORAGE

Leave nothing behind with the limitless customization of Lock & Ride storage.

**XD 1500** P. 24

**XP 1000** P. 52

**SP 570** P. 71

### AUDIO

Customize your audio system to listen to your favorite songs on the trails.

**XD 1500** P. 23

**XP 1000** P. 48

**SP 570** P. 69

### LIGHTING

Extend the day and work longer with easy-to-install powerful lighting.

P. 86

### WHEELS & TIRES

Select wheels and tires custom built for your riding style and the terrain you ride in.

P. 98

## UPGRADE YOUR NORTHSTAR RANGER XD 1500 / XP 1000 / SP 570

You've got the essentials straight from the factory—but why stop there? Get the most out of your NorthStar with additional Polaris Engineered accessories to fit your riding needs. Add the OWNER ESSENTIALS for top-selling accessories or UTILITY to optimize for the toughest outdoor jobs. Or, pick and choose your favorite accessories to make it your own.



### XD 1500 NORTHSTAR ULTIMATE COMES STANDARD WITH:

- Heating & Air Conditioning System
- 7" Display Powered by RIDE COMMAND and RIDE COMMAND+ TECHNOLOGY
- JBL® Trail Pro 2000 Audio Kit
- Pro Shield Full Glass Tip-Out Windshield with Wiper/Washer System
- Power Window Doors
- Polaris Pro HD 6,000 lb. Winch with Auto-Stop
- Sport Roof with Premium Liner & Dome Light
- Lock & Ride Glass Panel
- LED Headlights
- Auxiliary Lights – Front Bumper
- 30" Tires
- Heated Seats

PREMIUM TRIM ALSO AVAILABLE



### XP 1000 NORTHSTAR ULTIMATE COMES STANDARD WITH:

- Heating & Air Conditioning System
- 7" Display Powered by RIDE COMMAND
- JBL® Trail Pro 2000 Audio Kit
- Pro Shield Full Glass Tip-Out Windshield with Wiper/Washer System
- Power Window Doors
- Polaris HD 4,500 lb. Winch with Auto-Stop
- Sport Roof with Premium Liner & Dome Light
- Lock & Ride Glass Rear Panel
- LED Headlights
- 29" Tires

PREMIUM TRIM ALSO AVAILABLE



### SP 570 NORTHSTAR COMES STANDARD WITH:

- Glass Windshield with Wiper/Washer System
- Premium Manual Crank Window Doors
- Polaris HD 3,500 lb. Winch with Auto-Stop
- Sport Roof with Premium Liner & Dome Light
- Lock & Ride Glass Rear Panel


	PRODUCT	XD 1500	XP 1000	SP 570
MUST HAVES	Front Brushguard	2884872 P. 22	2890232 P. 46	2885084 P. 71
	Rear Brushguard	2884876 P. 22	2882529 P. 46	2885087 P. 71
	Front Hood Storage Rack	2884878 P. 26	2890583 P. 54	2885088 P. 70
	Storage Box	2889108 P. 26	2883279 P. 57	2889199 P. 70
	Polaris PULSE Wiring Harness – 1 Light Bar	2889686 P. 92 2889738 P. 92	2883230 P. 92	2889161 P. 92
	Pro Armor 33" – Combo LED Light Bar		2889791 P. 87	
UTILITY	Side View Mirrors – Door Mounted	2889862 P. 20	2889241 P. 43	2889241 P. 68
	Bed Extender/Divider	2889109 P. 26	2882752 P. 54	2889183 P. 70
	Electronic Cargo Box Lift	2889768 P. 27	2884141 P. 56	N/A

### TAKE ADVANTAGE

of your off-road climate control with winter and plow accessories.

P. 82





KEEP YOUR  
**STANDARDS HIGH.**  
WE DO.



**WE HOLD OUR PARTNERS  
TO THE SAME STANDARDS**

Sharing an outdoor adventure with a companion or two gives your experience its very own energy. When we meet another brand that builds and tests their products with the same rigor as we do, a kinship forms. So we give them an exclusive partner badge and invite them along for the ride. It's another way we bring you the best options for customizing your Polaris vehicle without compromise. How better to send you and your crew out into the world?



**DESIGNED**

by the people who designed your vehicle.

**TESTED**

in the field so you ride with 100% confidence.

**TRUSTED**

70 years in the business. The #1 name in off-road.

# PURPOSE-BUILT

## FOR CAPABILITY, STRENGTH, AND COMFORT

The RANGER XD 1500 introduces an entirely new class of extreme duty side-by-side and purpose-built accessories. Take on the most demanding jobs with the industry's strongest, most capable UTV with the most customizable and intuitive accessory system on the market.



## NEXT-LEVEL COMFORT

LEVERAGE THE FULL CAPABILITIES OF YOUR MACHINE YEAR-ROUND.

**PRO SHIELD**  
CAB SYSTEMS



## SUPERIOR INTEGRATION

MAKE WORK EASIER WITH YOUR VEHICLE BUILT TO ADD ESSENTIAL ACCESSORIES FOR ANY JOB.

**PRO HD SERIES**  
HEAVY DUTY WINCHES

**GLACIER**  
PLOW SYSTEMS

**PULSE**  
ELECTRICAL SYSTEM



## DO MORE

TACKLE ANY JOB AND LEAVE NOTHING BEHIND.

**LOCK & RIDE**

**LOCK & RIDE MAX**

**RHINO-RACK**



# HARDEST WORKING, SMOOTHEST RIDING



## SUPERIOR INTEGRATION

**RANGER IS A TRUSTED, MOST CAPABLE, WORK PARTNER.** Developed and tested along with the vehicle, Polaris Engineered Accessories are designed for seamless integration and simple installation to get more done, year-round.



### PLUG AND PLAY ELECTRICAL

A revolution in electrical accessory integration, the Polaris PULSE Electrical System allows for a simple plug and play approach for adding power to Polaris Engineered Accessories.



### INTEGRATED PRE-WIRED WINCH MOUNT

Designated mounting points and pre-wired connectors provide a perfect fit and the strongest place to attach the Polaris Engineered winch - the most dependable winch for your RANGER. With wiring built right into the vehicle, we made this the easiest RANGER winch to install.



### INTEGRATED PLOW MOUNT\*

The attachment points for the Glacier Plow System are integrated right at the factory and feature an innovative drive-up and go installation process.

\*Integrated plow mount not included on RANGER SP 570 non-Premium/non-NorthStar models



## DO MORE



### VERSATILITY

Lock & Ride mounting locations allow for limitless customization to let you work the way you want.

**XD 1500** P. 18  
**RANGER 1000 / XP 1000 / XP KINETIC** P. 38  
**RANGER SP 570** P. 66



### ADAPTABLE STORAGE SOLUTIONS FOR YOUR XD 1500

The next generation of the Polaris Lock & Ride platform brings with it an entirely new system of purpose-built accessories and attachments. This means you can go further, push harder and do more than ever before.

**XD 1500** P. 25

## BRING IT ALL. BRING IT ON.\*



### STORAGE VERSATILITY

Rhino-Rack roof rack and bed rack solutions offer 40% more storage capacity so you never have to leave tools or gear behind.



**XD 1500** P. 28  
**RANGER 1000 / XP 1000 / XP KINETIC** P. 52

\*Always read and follow the owner's manual and on-vehicle labels for prohibited items.

## NEXT-LEVEL COMFORT




### OUR BEST SEALING CAB

With the profile channels engineered into the roll cage, body plastics molded to seal and cab accessories designed to keep the elements out, the Pro Shield Cab System offers a new level of interior comfort.

**XD 1500** P. 18  
**RANGER 1000 / XP 1000 / XP KINETIC** P. 36  
**RANGER SP 570** P. 64

# NEXT-LEVEL COMFORT

## PRO SHIELD CAB SYSTEMS



Look for the Pro Shield Logo for the four components to customize your RANGER with our best sealing cab.

### BUILD YOUR CAB SYSTEM

1 CHOOSE YOUR ROOF	2 CHOOSE YOUR WINDSHIELD	3 CHOOSE YOUR REAR PANEL	4 CHOOSE YOUR DOORS
RANGER 1000 XP 1000 P. 36 XP KINETIC	XD 1500 P. 18 RANGER 1000 XP 1000 P. 38 XP KINETIC	XD 1500 P. 18 RANGER 1000 XP 1000 P. 39 XP KINETIC	XD 1500 P. 19 RANGER 1000 XP 1000 P. 40 XP KINETIC
RANGER SP 570 P. 64	RANGER SP 570 P. 66	RANGER SP 570 P. 67	RANGER SP 570 P. 65



#### ULTIMATE CLARITY

Tempered safety glass, clear to see through and shatterproof.

#### COLOR MATCHED

Key color matched accent panels available.

#### PROTECTION

Inner and outer shells are made from high-quality, injection-molded plastics using a state-of-the-art process to shield from the elements and more.

#### DURABLE CONSTRUCTION

With a 2.5 cm tube steel frame, these doors can handle the rigors of the off-road.



#### A FRAME DESIGNED FOR A CAB

All RANGER cab components fit perfectly to the contours of the profile tube cab frame, floor and body panels, allowing for a 360° gasket seal, seamless fit and installation providing unprecedented protection from the elements.

# INCREASED RIDER COMFORT

Add a new level of interior comfort by adding a Pro Shield Cab System - tested to military standards. Seal out dust, water, and noise by selecting a roof, windshield, rear panel, and set of doors. Extend your work day or trail ride while protecting you and your passengers from the elements.

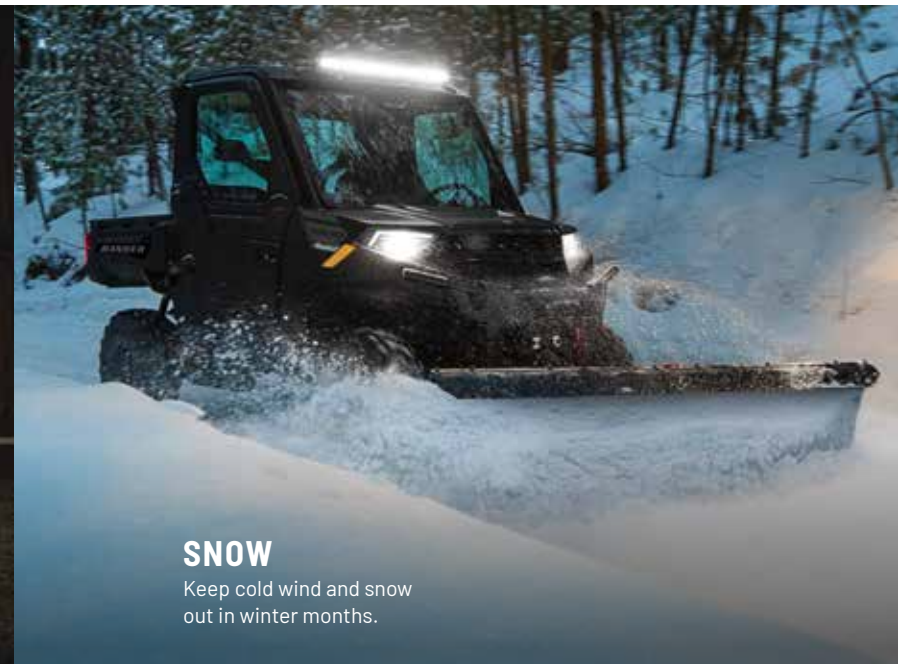
#### RAIN

Rest assured that you and your passengers will stay dry and comfortable on rainy days.



#### SNOW

Keep cold wind and snow out in winter months.




#### DUST

Reduce dust swirl in the cab of your RANGER for increased comfort and visibility.



# SUPERIOR INTEGRATION

**RIGHT FROM THE FACTORY**, your vehicle is built to make essential accessories like winches and plows easy to use day-in and day-out. Mounting brackets are designed into the oversized factory bumper and wiring is routed securely and properly. When it comes to RANGER, Polaris Engineered Accessories make work easier so you can get more done.



## PRO HD SERIES HEAVY DUTY WINCHES



LEARN MORE P. 80


## HD SERIES HEAVY DUTY WINCHES



### POLARIS ENGINEERED WINCH FEATURES



- ✓ Tested **1,200+** pulls at max load, it works when you need it to
- ✓ Built to withstand **-29° C** temperatures
- ✓ Sealed motor & heavy duty gears **OPERATE FULLY SUBMERGED UNDERWATER**
- ✓ **MILITARY** tested & approved



#### PRE-WIRED CHASSIS

Dash mounted controls and wiring are installed at the factory. Mount the winch, connect the wires and trust that everything is routed safely, securely, and properly.

#### NO CUTTING OR DRILLING REQUIRED

#### FULLY INTEGRATED MOUNT & WIRING

## GLACIER PLOW SYSTEMS

LEARN MORE P. 82



### GLACIER FEATURES

- ✓ To install the plow, simply lift the mount lock handle and pull forward
- ✓ No loss of factory ground clearance when not plowing
- ✓ Don't have to crawl under the machine to release the plow blade from the vehicle
- ✓ No trimming of vehicle plastic or fascia required to mount plow or winch
- ✓ Angle your blade right from your seat with the Glacier Pro Plow Hydraulic Angle System
- ✓ Angle your blade 25° left and right, conveniently from your seat



**25°**



# CUSTOMIZE YOUR RANGER

MAXIMIZE YOUR EXPERIENCE

## COMPRISED OF TOP SELLING ACCESSORIES FOR YOUR MODEL,

The Owners Essentials Package is a great place to start accessorizing your RANGER.

# OWNER ESSENTIALS PACKAGE

- 2889086 Fixed Glass Windshield\*\* P. 18
- 2889092 Glass Rear Panel\*\* P. 18
- 2889096 Convex Rearview Mirror\*\* P. 20

- 2889097 Dome Light Kit\*\* P. 20
- 2890571 Sun Visor P. 20
- 2884874 Rockguard with Step\* P. 22

- 2884872 Upper Front Brushguard P. 22
- 2884876 Rear Brushguard P. 22

\*Crew requires 2884875.  
\*\*Standard on NorthStar

# HUNT PACKAGE

- 2889666 Rear Headache Rack - Winch Ready P. 26
- 2884878 **LR** Front Hood Storage Rack P. 26
- 2889800 **LR MAX** Cross Bed Rail P. 26
- 2889698 1000 Lb. Rear Cargo Box Winch P. 27
- 2889931 **LR MAX** Gun Mounting Bracket P. 27

- 2889237 Rhino-Rack® Roof Rack - Crew P. 28
- 2889104 Rhino-Rack® Roof Rack Mount - Crew P. 28
- 2889529 Rhino-Rack® Spare Tire Holder P. 29
- 2889527 Rhino-Rack® Eyelet Tie-Downs P. 29
- 2889881 Rhino-Rack® 200 L Luggage Bag P. 29

- 2884299 RIGID® SR-Series 81 cm Combo LED Light Bar P. 87
- 2882036 Kolpin Stronghold Gun Boot XL P. 94
- 2890972 Pro Armor Wheel & Tire Set: 5307 Beadlock & Dual Threat, 32 P. 105

# SHOP BY USE

PACKAGES MADE FOR THE WAY YOU RANGER

ADD ON TO THE OWNER ESSENTIALS PACKAGE TO CUSTOMIZE FOR HOW YOU USE YOUR RANGER.

# RANCH PACKAGE

- 2884876 Rear Brushguard P. 22
- 2889666 Rear Headache Rack - Winch Ready P. 26
- 2884878 **LR** Front Hood Storage Rack P. 26

- 2889847 **LR MAX** Modular Cargo System (MCS) P. 27
- 2889846 **LR MAX** MCS Tool Rack P. 27

- 2884299 RIGID® SR-Series 81 cm Combo LED Light Bar P. 87
- 2889930 Cast Light Bar Mount P. 87
- 2889945 Pro Armor Wheel & Tire Set: 5304 & Harvester, 32" P. 104

# FARM PACKAGE


- 2889276 Polaris Pro HD 2,722 kg Winch P. 21
- 2884878 **LR** Front Hood Storage Rack P. 26

- 2889108 **LR MAX** Storage Box P. 26
- 2889666 Rear Headache Rack - Winch Ready P. 26

- 2889109 **LR MAX** Bed Extender/Divider P. 26
- 2889791 Pro Armor 84 cm Single-Row Combo LED Light Bar P. 87


# WINDSHIELDS & REAR PANELS

## GLASS vs HARD COAT POLY



Superior optical clarity (automotive level)  
Scratch-resistant  
Curved to fit, seals tight  
Cold weather / heavy duty  
Wiper ready


Lightweight, flexible, easy to store/remove  
Impact-resistant  
Tight seal keeps out rain and dust  
30x more scratch-resistant




### POLARIS ENGINEERED ADVANTAGES



**REVOLUTIONARY INSTALLATION**



**AIRTIGHT GASKET SEAL**



**VENTING OPTIONS**



**MULTI-FUNCTION FEATURES**

## WINDSHIELDS



**PRO SHIELD CAB SYSTEMS**

### TIP-OUT GLASS WINDSHIELD UPGRADE KIT

- Components needed to convert a fixed glass windshield into a tip-out windshield
- Includes center handle, base, gas struts and hardware
- Windshield not included

» 2889085

XD 1500 '24-25, CREW XD 1500 '24-25  
REQUIRES FIXED GLASS WINDSHIELD (2889086), SOLD SEPARATELY  
NOT COMPATIBLE WITH HARD COAT POLY WINDSHIELDS



**PRO SHIELD CAB SYSTEMS**

WIPER AVAILABLE  
P. 20

### FIXED GLASS WINDSHIELD

- Durable automotive glass and perfectly sealed design
- Superior clarity and toughness while shielding you from every form of weather

» 2889086

XD 1500 '24-25, CREW XD 1500 '24-25



**PRO SHIELD CAB SYSTEMS**

### HARD COAT POLY FULL WINDSHIELD - VENTED

- Frameless design for maximum crystal clear visibility
- Vents at the bottom of windshield allow for adjustable airflow on a hot day or defrost on a cold day
- Lock & Ride technology for quick and easy on and off
- Fits perfectly into the ROPs with a 360° gasket seal

» 2889089

XD 1500 '24-25, CREW XD 1500 '24-25  
NOT COMPATIBLE WITH TIP-OUT GLASS WINDSHIELD UPGRADE KIT (2889085)



**PRO SHIELD CAB SYSTEMS**

### HARD COAT POLY FULL WINDSHIELD

- Frameless design for maximum crystal clear visibility
- Lock & Ride technology for quick and easy on and off
- Fits perfectly into the ROPs with a 360° gasket seal

» 2889088

XD 1500 '24-25, CREW XD 1500 '24-25  
NOT COMPATIBLE WITH TIP-OUT GLASS WINDSHIELD UPGRADE KIT (2889085)



**PRO SHIELD CAB SYSTEMS**

### HARD COAT POLY HALF WINDSHIELD

- Seals at the base for reliable protection from the elements and off-road hazards
- Provides airflow for an open-air riding experience

» 2889090

XD 1500 '24-25, CREW XD 1500 '24-25

## REAR PANEL



**PRO SHIELD CAB SYSTEMS**

### GLASS REAR PANEL

- Seal out the elements such as dust swirl, rain and snow
- Dramatically reduce unwanted cab noise

» 2889092

XD 1500 '24-25, CREW XD 1500 '24-25


# DOORS



**PREMIUM FEATURES**



**UNPRECEDENTED FIT & FINISH**



**EASY & FAST INSTALLATION**

### POLARIS ENGINEERED ADVANTAGES



**PRO SHIELD CAB SYSTEMS**

### FULL POWER DOORS

- Fit perfectly into the ROPs with predesignated mounting locations
- Sure-closing, tight sealing 360° gasket seal at the ROPs, and the glass windows can be adjusted infinitely with the dash-mounted switches
- Rear hinging, for easy ingress and egress
- The tubular steel frame lines laminate safety glass that blocks UV rays and is strengthened by an interlayer of polyvinyl butyral (PVB)
- Come with interior and exterior door handles, power windows, and a built-in storage compartment

» FRONT • 2889075

» REAR • 2889076

XD 1500 '24-25, CREW XD 1500 '24-25  
REQUIRES DOOR ACCENT PANELS, SOLD SEPARATELY



### DOOR ACCENT PANELS

- Install factory color-matched accent panels that complement your vehicle's color
- Clear coated for UV protection and installs easily with a single screw into the door jam
- Accent panels are required to complete the Full Power Doors

» FRONT • 2890688

» REAR • 2890689

XD 1500 '24-25, CREW XD 1500 '24-25  
REQUIRES FULL POWER DOORS, SOLD SEPARATELY

# CAB COMFORT & CONVENIENCE



## SIDE VIEW MIRRORS

- Fully adjustable to accommodate riders of all sizes and can fold in to prevent being struck

### » DOOR MOUNTED • 2889862

XD 1500 '24-25, CREW XD 1500 '24-25  
REQUIRES FULL POWER DOORS OR GLASS/POLY WINDSHIELD, EACH SOLD SEPARATELY

### » ROPS-MOUNTED (SHOWN) • 2889099

XD 1500 '24-25, CREW XD 1500 '24-25  
NOT COMPATIBLE WITH FULL POWER DOORS OR WINDSHIELDS



## CONVEX REARVIEW MIRROR

- Get a panoramic view of the trail and any obstacles behind your ORV
- Durable cast aluminum construction so the mirror stays attached through your roughest off-road adventures

### » 2889096

XD 1500 '24-25, CREW XD 1500 '24-25



## HEATER KIT

- 8-vent heater and defrost system
- Control the climate inside your cab in cold weather
- Helps defrost windshields and keep you warm or cool
- Three different fan speeds
- Heat and fan dash-mounted controls
- Manual vents

### » 3-SEAT (SHOWN) • 2889745

XD 1500 '24-25, CREW XD 1500 '24-25

### » CREW • 2890011

XD 1500 '24-25, CREW XD 1500 '24-25  
REQUIRES 3-SEAT HEATER KIT (2889745), SOLD SEPARATELY



## SUN VISOR

- Injection molded visor that flips down to reduce sun glare in early morning or at dusk
- Can be mounted on passenger or drivers side

### » 2890571

XD 1500 '24-25, CREW XD 1500 '24-25



## WINDSHIELD WIPER & WASHER KIT

- Designed to fit with full-height, glass windshields
- Mounts seamlessly due to the integrated mounting and wire routing locations
- Included washer tank mounts under the front hood and all electrical and sprayer lines route within the ROPS cage integrated channel
- Dash mounted rocker switch controls the wiper and sprayer independently

### » 2889095

XD 1500 '24-25, CREW XD 1500 '24-25  
NOT COMPATIBLE WITH HARD COAT POLY WINDSHIELDS

## PULSE KIT - ROOF MOUNTED

- Add additional electrical capacity to power all of your favorite Polaris accessories

### » 3-SEAT • 2890262

XD 1500 '24-25

### » CREW • 2890441

CREW XD 1500 '24-25



## REAR WORK LIGHT

- Mounts to the back of your cab to fully illuminate the cargo box and surrounding area
- Includes mounting hardware
- Integrated into roof for a clean look

### » 2889771

XD 1500 '24-25, CREW XD 1500 '24-25  
PREMIUM MODELS REQUIRE OVERHEAD SWITCH PANEL (2890422) AND REAR PULSE KIT (PART NUMBERS VARY), EACH SOLD SEPARATELY

## 12V CARGO BOX POWER PORT

- Power your tools or accessories to get the job done
- Dash mounted switch allows you to turn a sprayer or spreader on or off from the cab

### » 2890857

XD 1500 '24-25, CREW XD 1500 '24-25

## HORN KIT

- Powered by the vehicle's own electrical power
- Strong blast will safely alert those nearby
- Includes horn, mounting hardware and actuator

### » 2889098

XD 1500 '24-25, CREW XD 1500 '24-25



# WINCHES



## FEATURES & BENEFITS

### PRO HD SERIES

### HD SERIES

#### RAPID ROPE RECOVERY

Retrieve cable 5x as fast as standard mode on other Polaris winches. Get back to riding or complete your task quicker.



NOT AVAILABLE

#### AUTO STOP TECHNOLOGY

Auto Stop technology protects and extends the life of your winch by automatically stopping the winch at the end of pull to prevent over-spooling.



ADD AUTO STOP UPGRADE + WIRELESS REMOTE  
2890991  
SYNTHETIC ROPE REQUIRED

#### WIRELESS REMOTE

Operate your winch wirelessly from within 50 ft of the vehicle.



#### PREMIUM SYNTHETIC ROPE

Lightweight, extremely strong and flexible 50 ft long rope stands up to any tough job.

## MODEL

2,722 KG

2,041 KG

XD 1500 '24-25  
CREW XD 1500 '24-25

2889276

2889275

## UPGRADE YOUR CONTROLS HD OR PRO HD WINCHES

### POWER CONTROLLER

- Control your winch and plow hydraulics directly from the shift knob

### » 2889769

XD 1500 '24-25, CREW XD 1500 '24-25



## REPLACEMENT PARTS

### SYNTHETIC ROPE

» 2,722 KG  
2879188

» 2,041 KG  
2879187



# PROTECTION



### UPPER FRONT BRUSHGUARD

- 1.75" tube steel construction
- Protects the front of your ride, including your headlights
- Mounts by bolting onto the stock front bumper
- Does not impede the headlights or winch and plow attachments
- Scratch-resistant, black powder-coated finish
- Used as attachment structure for hood rack

» 2884872

XD 1500 '24-25, CREW XD 1500 '24-25



### REAR BRUSHGUARD

- Built to take on the toughest terrain with dependable strength, safely protecting tailgate and taillights
- Mounted for rear clearance, your wheels can still move even when the cargo bed is tipped back fully
- Integrated mounting holes for easy installation
- Black powder-coated finish
- Compatible with tow hitches

» 2884876

XD 1500 '24-25, CREW XD 1500 '24-25



### ROCKGUARD WITH STEP

- The sturdy, steel construction includes a black e-coat and a durable, black powder-coated finish
- Easily get into the vehicle, and remove mud from footwear with an integrated boot scraper
- Easily installs with integrated mounting locations directly on the frame, instead of underneath, for maximum ground clearance

» 2-SEAT (SHOWN) • 2884874

XD 1500 '24-25

» CREW • 2884875

CREW XD 1500 '24-25



### FRONT BUMPER BULL BAR

- Steel upper hoop that attaches to stock bumper and adds additional protection to front of vehicle

» 2890855

XD 1500 '24-25, CREW XD 1500 '24-25



### SHACKLES - HD BRUSHGUARD

- Bumper mounted tow hooks that can be used to secure vehicle to a trailer or used as an easy hook up point when towing an object


» 2890854

XD 1500 '24-25, CREW XD 1500 '24-25



JBL® has brought music to life in a way people can feel for over 70 years. From iconic concerts to the world's biggest sporting events, the award-winning sound has powered the world's most epic musicians, athletes and venues. Unleash the power of music so you can live life to the fullest wherever and whenever.

JBL® partnered with Polaris to create the highest performing audio system, specifically designed for RANGER. Purpose-built to stand up to any outdoor environment and to handle the toughest jobs.



### JBL® TRAIL PRO 2000 AUDIO KIT

- 25 Watt x 4 channel internal amplifier
- 10.92 cm color TFT screen
- Bluetooth® 4.2
- AM/FM/WB tuner
- Two 50 Watt PEI dome tweeters
- Two 75 Watt 16.51 cm carbon fiber/polypropylene speakers

» 2889762

XD 1500 '24-25, CREW XD 1500 '24-25



### JBL® TRAIL PRO 4200 AUDIO UPGRADE KIT

- Two 40 Watt 10.16 cm polypropylene speakers
- 45 Watt x 4 channel amplifier
- Two 20.32 cm subwoofers with 300 Watt amplifier

» 2889763


XD 1500 '24-25, CREW XD 1500 '24-25  
REQUIRES JBL® TRAIL PRO 2000 AUDIO KIT (2889762) OR RIDE COMMAND, EACH SOLD SEPARATELY

# STORAGE SOLUTIONS FOR EVERY JOB

Equip your RANGER with Polaris Engineered storage accessories to pack all your essentials for every job. The versatile lineup includes all-new, easy-to-install patented Lock & Ride MAX accessories – like a Modular Cargo System (MCS), Spare Tire Carrier and Storage Box – that offer limitless ways to customize your vehicle's storage capabilities.



Plus, we've partnered with Rhino-Rack® to deliver premium roof and bed rack solutions. Transform your vehicle for work, play or anything in between with these easy to use racks, load securing accessories and the latest in carrier technology. These racks deliver increased storage capacity, allowing you to elevate your pursuit and get more done in a day.



This vehicle features an accessory system built around the need for next level durability and adaptability.

Our next generation of Polaris Lock & Ride technology brings with it an entirely new system of purpose-built accessories and attachments. This means you can configure your vehicle for any job, work more efficiently and get more done than ever before.

With virtually endless configurations and no tools required, you have the freedom to easily reconfigure on the fly and spend more time getting the job done.



## HOW IT WORKS



1. Choose accessories



2. Position on the vehicle



3. Lock accessories into place



4. Reconfigure as needed

# STORAGE



**LR MAX**  
**SPARE TIRE CARRIER**  
 • Attaches to bed rails or cross bed rail  
 • Allows user to securely carry a spare tire up to 32 inches in diameter  
 » 2889110  
 XD 1500 '24-25, CREW XD 1500 '24-25



**LR MAX**  
**CROSS BED RAIL**  
 • Provides additional mounting options with Lock & Ride MAX accessories  
 • Can be used as a divider in the vehicle bed  
 • Quick, toolless install with Lock & Ride MAX slide locks  
 » 2889800  
 XD 1500 '24-25, CREW XD 1500 '24-25



**LR MAX**  
**BED EXTENDER/DIVIDER**  
 • Add 30% more cargo space with the rear gate lowered and the extender installed  
 • Can also be turned around as a divider in box to keep items from moving over bumpy terrain  
 » 2889109  
 XD 1500 '24-25, CREW XD 1500 '24-25



**REAR HEADACHE RACK - WINCH READY**  
 • Mounts to rear ROPs of vehicle  
 • Expanded metal screen allows rear visibility and protects rear panel from damage  
 • Used to mount rear mounted winch  
 » 2889666  
 XD 1500 '24-25, CREW XD 1500 '24-25



**LR MAX**  
**STORAGE BOX**  
 • Attaches to bed rails with Lock & Ride MAX technology and can be positioned anywhere in the bed  
 • Large enough to hold helmets and other large items  
 • Dustproof and waterproof with 360° seals on all openings  
 » 2889108  
 XD 1500 '24-25, CREW XD 1500 '24-25



**LR**  
**FRONT HOOD STORAGE RACK**  
 • Durable, steel-constructed rack with powder-coated finish mounts across the hood for additional UTV storage, up to 100 lbs  
 • Helps protect your vehicle from brush and debris  
 • Easy installation with Lock & Ride technology  
 • Integrated side rails easily pivot to access the underhood  
 » 2884878  
 XD 1500 '24-25, CREW XD 1500 '24-25  
 REQUIRES UPPER FRONT BRUSHGUARD (2884872), SOLD SEPARATELY



**LR MAX**  
**MODULAR CARGO SYSTEM (MCS)**  
 • Overbed structure that bolts to Lock & Ride MAX rails and allows user to add the Tool Rack, Tool Extension, Rhino-Rack® Multi-Purpose Tool Holders and/or Kolpin Stronghold Auto Latch Mounts to offer additional storage solutions  
 » 2889847  
 XD 1500 '24-25, CREW XD 1500 '24-25



**LR MAX**  
**RAILS - MCS/HEADACHE RACK**  
 • Additional accessory rails that can be attached to either the Headache Rack, or to the interior of the Modular Cargo System (MCS)  
 » 2890444  
 XD 1500 '24-25, CREW XD 1500 '24-25  
 REQUIRES MODULAR CARGO SYSTEM (MCS) (2889847) OR REAR HEADACHE RACK - WINCH READY (2889666), EACH SOLD SEPARATELY



**FRONT RECEIVER HITCH**  
 • 2" front receiver allows attachment of a trailer hitch for easily backing trailers into tight locations  
 • Bolts to vehicle frame  
 » 2889657  
 XD 1500 '24-25, CREW XD 1500 '24-25



**REAR HYDRAULIC BED LIFT**  
 • Electric hydraulic bed lift allows for easy dumping of the bed, even when at full capacity  
 • Dash switch controlled  
 » 2889768  
 XD 1500 '24-25, CREW XD 1500 '24-25



**LR MAX LATE AVAILABILITY**  
**MCS WINCH BRACKET**  
 • Accommodates rear winch clearance for use with Modular Cargo System (MCS)  
 » 2890893  
 XD 1500 '24-25, CREW XD 1500 '24-25



**MCS TOOL RACK EXTENSIONS**  
 • Attaches to Modular Cargo System (MCS) and allows user to carry hoses and other items  
 » 2889911  
 XD 1500 '24-25, CREW XD 1500 '24-25  
 REQUIRES MODULAR CARGO SYSTEM (MCS) (2889847) AND RAILS - MCS/HEADACHE RACK (2890444), EACH SOLD SEPARATELY



**LR MAX**  
**CHAINSAW MOUNT**  
 • Attaches to bed rails or cross bed rail and allows user to securely carry a chainsaw  
 » 2889105  
 XD 1500 '24-25, CREW XD 1500 '24-25



**1,000 LB. REAR CARGO BOX WINCH**  
 • 1,000 lb. pull force winch that mounts to Rear Headache Rack (2889666), sold separately  
 • Allows for easy loading of big game or other large and heavy items in the bed  
 » 2889698  
 XD 1500 '24-25, CREW XD 1500 '24-25



**LR MAX**  
**MCS TOOL RACK**  
 • Attaches to Modular Cargo System (MCS) with Lock & Ride MAX attachments, providing ability to carry long handled equipment like shovels and rakes  
 » 2889846  
 XD 1500 '24-25, CREW XD 1500 '24-25  
 REQUIRES MODULAR CARGO SYSTEM (MCS) (2889847) AND RAILS - MCS/HEADACHE RACK (2890444), EACH SOLD SEPARATELY



**LR MAX**  
**STRONGHOLD® GUN MOUNTING BRACKET**  
 • Allows user to attach any Kolpin Stronghold product  
 » 2889931  
 XD 1500 '24-25, CREW XD 1500 '24-25



**CARGO BED MAT**  
 • Thick 0.2" molded poly mat looks good, protects the box, reduces unwanted drivetrain noise and keeps cargo more secure with a non-slip design  
 » 2889106  
 XD 1500 '24-25, CREW XD 1500 '24-25

# STORAGE



## BRING IT ALL. BRING IT ON.\*

From opposite sides of the globe, some of the most capable machines in the off-road world meet a trusted outdoor adventure brand to deliver industry-exclusive, purpose-built roof racks, bed racks and attachments that help RANGER riders get the job done.

\*Always read and follow the owner's manual and on-vehicle labels for prohibited items.



## PICK YOUR RACK



### ROOF RACKS

• Sleek, durable backbone and innovative attachment system provides secure attachment to your vehicle

» 3-SEAT • 2889236

XD 1500 '24-25

» CREW (SHOWN) • 2889237

CREW XD 1500 '24-25



### REAR BED RACK

• Ultimate modular load carrying solution

• Strong, lightweight aluminum construction tested in the harshest conditions

• Outfit with a wide variety of Rhino-Rack® accessories to customize your set up

• Mounts to the bed of your vehicle

• Weight capacity on bed - 150 lbs

» 2889860

XD 1500 '24-25, CREW XD 1500 '24-25

REQUIRES RHINO-RACK® REAR BED RACK MOUNT (2889844), SOLD SEPARATELY

NOT COMPATIBLE WITH MODULAR CARGO SYSTEM (MCS)(2889847)

## PICK YOUR MOUNT



### REAR BED RACK MOUNT

» 2889844

XD 1500 '24-25, CREW XD 1500 '24-25



### ROOF RACK MOUNT

» 3-SEAT • 2889103

XD 1500 '24-25, CREW XD 1500 '24-25

» CREW • 2889104

XD 1500 '24-25, CREW XD 1500 '24-25

## ACCESSORIZE IT



### SPARE TIRE HOLDER

- Transport a spare tire outside the vehicle
- Easily mounts to the Rhino-Rack® Rear Bed Rack (2889590), sold separately

» 2889529

XD 1500 '24-25, CREW XD 1500 '24-25




### J-STYLE KAYAK HOLDER

- Transport a kayak or canoe on the roof of your vehicle

» 2889883

XD 1500 '24-25, CREW XD 1500 '24-25

REQUIRES ACCESSORY BARS (2889884), SOLD SEPARATELY



### MULTI-PURPOSE TOOL HOLDER

- Carry and protect tools, paddles and more
- Ratchet-locking mechanism for quick release and rubber inserts that secure gear into place
- Includes new Zwifloc™ attachment technology

» 2891317

XD 1500 '24-25, CREW XD 1500 '24-25



### FISHING ROD HOLDER

- Convenient, locking carrier can transport five fishing rods safely and securely on a roof rack
- Doubles as a ski/snowboard carrier

» 2889729

XD 1500 '24-25, CREW XD 1500 '24-25



### HIGH-LIFTING JACK MOUNT

- Simple, quick install with durable brackets
- Rugged, non-corrosive powder-coated steel stands up to the harshest conditions

» 2889533

XD 1500 '24-25, CREW XD 1500 '24-25




### TRACTION BOARD MOUNTS

- Strong, durable and easy to attach
- Traction boards sold separately

» 2889530

XD 1500 '24-25, CREW XD 1500 '24-25



### ACCESSORY BARS

- Offers horizontal fitment to allow other accessories to be attached to the Rhino-Rack® platforms

» 2889884

XD 1500 '24-25, CREW XD 1500 '24-25



### 36" HIGH-LIFTING JACK

- Assists with trailside repairs or to gain leverage for getting your vehicle unstuck

• Lightweight at under 13.6 kg

• Stores easily with a Rhino-Rack® High-Lifting Jack Mount (2889533), sold separately

» 2889508

XD 1500 '24-25, CREW XD 1500 '24-25



### MAXTRAX® TRACTION BOARDS


- Fiber-reinforced, engineering-grade nylon construction that won't break, crack or stress during use

• All boards are jack-compatible, can be used as a leveling solution and work well with the Rooftop Tent (2890560), sold separately

» 2890646

XD 1500 '24-25, CREW XD 1500 '24-25

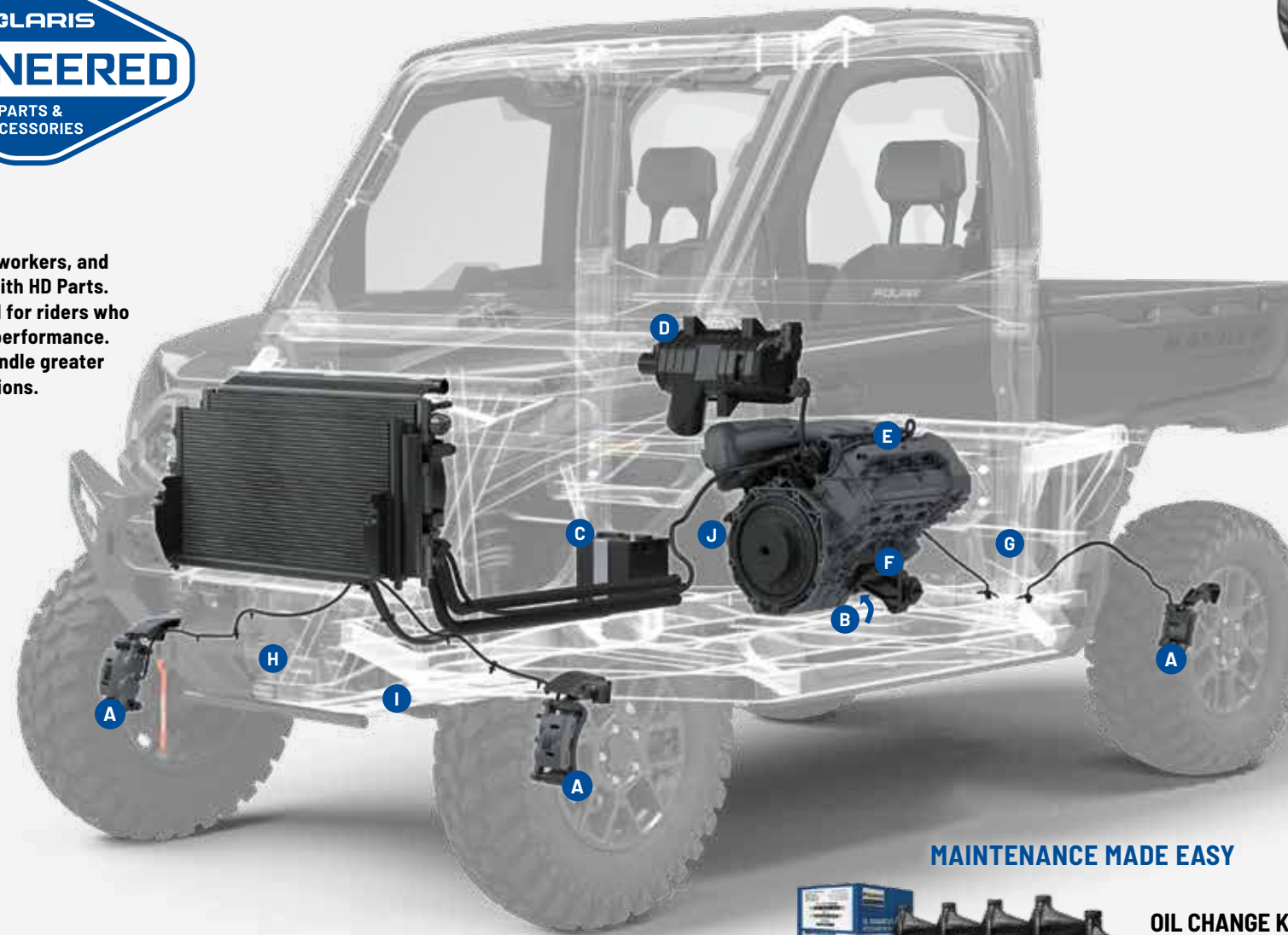
# MAINTENANCE PARTS & FLUIDS



**POLARIS ENGINEERED PARTS AND OIL** have been validated and tested extensively, specifically for your vehicle. In order to maintain the peak performance of your Polaris vehicle only use official Polaris Engineered parts and oil.



We're taking the passion of our riders, workers, and outdoor enthusiasts to the next level with HD Parts. These Heavy Duty parts are engineered for riders who want greater durability and enhanced performance. HD Parts are designed and tested to handle greater wear and tear under all weather conditions.



**A BRAKE PADS**  
» FRONT • 2209570  
» REAR • 2211902



**B OIL FILTER**  
» 2521728



**C BATTERY**  
» 4014132-P  
» **HD** • 4081855



**D AIR FILTER**  
» 7082115



**E SPARK PLUG**  
» 3023983

**LOOKING FOR MORE SERVICE PARTS?**  
See P. 113 to learn how to find parts for your model.



**F ENGINE OIL** P. 108  
» PS-4 • .95 L • 2876244  
» PS-4 • 3.8 L • 2876245  
» PS-4 EXTREME • .95 L • 2889395  
» PS-4 EXTREME • 3.8 L • 2889396



**G ANGLE DRIVE FLUID**  
For rear gearcase  
» .95 L • 2889280  
RANGER ANGLE DRIVE GEAR CASE SYSTEMS



**H DEMAND DRIVE FLUID**  
For front gearcase  
» .95 L • 2877922  
» 9.5 L • 2877923



**I DOT 4 BRAKE FLUID**  
» 355 ML • 2872189



**J STEELDRIVE TRANSMISSION FLUID**  
» .95 L • 2891094

## MAINTENANCE MADE EASY



**OIL CHANGE KITS**  
Engine Oil (volume varies by kit), 1 Oil Filter (2540086) & 1 Drain Plug Washer  
» PS-4 • 2890882  
» PS-4 EXTREME • 2890883



**ALL-SEASON GREASE TUBE**  
» 89 ML • 2871322  
» 414 ML • 2871423

Claims made based off testing and performance of Polaris HD Parts against standard OEM parts made by Polaris and competitor brands under normal use. For more information regarding Polaris HD parts including vehicle compatibility, installation and maintenance, please contact your authorized Polaris ORV dealer.

## MAINTENANCE SCHEDULE\*

### 12 MONTHS

200 HRS | 2,000 MI / 3,200 KM

- AIR FILTER**  
REPLACE
- BATTERY**  
TEST & CLEAN  
REPLACE AS NEEDED
- BRAKE PADS**  
INSPECT  
REPLACE AS NEEDED
- ENGINE OIL & OIL FILTER**  
CHANGE
- FRONT & REAR GEARCASE**  
CHANGE FLUID
- GENERAL LUBRICATION**  
ALL FITTINGS, PIVOTS, CABLES, ETC.
- SPARK PLUGS**  
INSPECT  
REPLACE AS NEEDED

### 24 MONTHS

400 HRS | 4,000 MI / 6,400 KM

- AIR FILTER**  
INSPECT  
REPLACE AS NEEDED
- ALTERNATOR BELT**  
REPLACE
- BATTERY**  
TEST & CLEAN  
REPLACE AS NEEDED
- BRAKE PADS**  
INSPECT  
REPLACE AS NEEDED
- BRAKE FLUID**  
CHANGE
- ENGINE OIL & OIL FILTER**  
CHANGE
- FRONT & REAR GEARCASE**  
CHANGE FLUID
- GENERAL LUBRICATION**  
ALL FITTINGS, PIVOTS, CABLES, ETC.
- SPARK PLUGS**  
INSPECT  
REPLACE AS NEEDED

### 36 MONTHS

600 HRS | 6,000 MI / 9,600 KM

- AIR FILTER**  
INSPECT  
REPLACE AS NEEDED
- BATTERY**  
TEST & CLEAN  
REPLACE AS NEEDED
- BRAKE PADS**  
INSPECT  
REPLACE AS NEEDED
- ENGINE OIL & OIL FILTER**  
CHANGE
- FRONT & REAR GEARCASE**  
CHANGE FLUID
- GENERAL LUBRICATION**  
ALL FITTINGS, PIVOTS, CABLES, ETC.
- TRANSMISSION FLUID**  
CHANGE
- SPARK PLUGS**  
INSPECT  
REPLACE AS NEEDED

**FOR A COMPLETE MAINTENANCE SCHEDULE, CHECK YOUR OWNER'S MANUAL**

\*This is a sample maintenance schedule. Please reference and use your owners manual for full maintenance and vehicle care.



# CUSTOMIZE YOUR RANGER


MAXIMIZE YOUR EXPERIENCE

## COMPRISED OF TOP SELLING ACCESSORIES FOR YOUR MODEL,

The Owners Essentials Package is a great place to start accessorizing your RANGER.




# OWNER ESSENTIALS PACKAGE

- 2889021 Full Glass Windshield - Clear † P. 38
- 2879013  Rear Panel - Glass\* P. 39
- 2890288 Sun Visor P. 43
- 2889220 Weatherproof Convex Rearview Mirror Kit\* P. 43

- 2890232 Upper Front Brushguard P. 46
- 2882529 Rear Brushguard P. 46
- 3211186 ORV Drive Belt P. 60

\* Standard on XP 1000 Northstar Premium/Ultimate.  
 † XP 1000 Northstar Premium/Ultimate come standard with Tip-Out Windshield.

Additional recommendation for NorthStar models:  
 Auxiliary Lights - Front Brushguard(2890440)





# SHOP BY USE

PACKAGES MADE FOR THE WAY YOU RANGER

ADD ON TO THE OWNER ESSENTIALS PACKAGE TO CUSTOMIZE FOR HOW YOU USE YOUR RANGER.




# FARM/RANCH PACKAGE

- 2882752  Bed Extender/Divider P. 54
- 2890233  Headache Rack P. 54
- 2883127 RIGID® D-Series PRO Spot LED Light P. 86

- 2884299 RIGID® 81 cm Combo LED Light Bar P. 87
- 2883230 Polaris PULSE Wiring Harness - 1 LED Light P. 92
- 2890904 Pro Armor Wheel & Tire Set: 4202 & Trekker, 29" P. 105




# TRAIL RIDING PACKAGE

- 2882530 Rock Guard with Step - 3-Seat P. 46
- 2889689 Mud Guards P. 46
- 2890226 JBL® Rear Speakers & Sub P. 49
- 2889193  Spare Tire Carrier P. 54

- 2883122 RIGID® SR-Series 25 cm Flood LED Light P. 86
- 2883230 Polaris PULSE Wiring Harness - 1 LED Light P. 92
- 2883425 Polaris NorthStar 57 L Cooler P. 96
- 2890904 Pro Armor Wheel & Tire Set: 4202 & Trekker, 29" P. 105



# LANDOWNER PACKAGE

- 2882177  CargoMax System P. 54
- 2889876 Trash Can Hauler P. 57

- 2889793 Pro Armor 102 cm Single-Row Combo LED Light Bar P. 87
- 2883230 Polaris PULSE Wiring Harness - 1 LED Light P. 92




# WINTER PACKAGE


- 2889058 Glacier Pro HD Plow Hydraulic Lift System P. 82
- 2889328 Glacier 15.3 cm Plow Extensions P. 82
- 2889308 Glacier Pro HD Plow Frame P. 82
- 2879317 Glacier Pro HD Plow Blade - 183 cm Poly P. 82

- 2889029 Glacier PRO HD Plow Hydraulic Angle System P. 82
- 2883247 Glacier Plow System Power Controller P. 82
- 2889329 Glacier Plow Back Drag Bar P. 83
- 2889793 Pro Armor 102 cm Single-Row Combo LED Light Bar P. 87



# HUNT PACKAGE

- 2882904 PULSE Roof Busbar with Hardware P. 51
- 2890583 Front Hood Storage Rack P. 54
- 2889705 300 Lb. Cargo Bed Rear Winch P. 54
- 2890233  Headache Rack P. 54

- 2883970 Kolpin Stronghold® Auto-Latch Double Gun Boot Mount P. 94
- 2882036 Kolpin Stronghold Gun Boot XL P. 94
- 2884107  Kolpin Rhino Grip® Pro P. 95
- 2883151 Pro Armor Wheel & Tire Set: 4204 & Dual-Threat, 29" P. 104

# ROOFS

TO SHIELD AGAINST DRIVING RAIN OR THE BLISTERING SUN, a roof is the first must-have of the Polaris Engineered cab components. Get on your way with protective peace of mind.




## POLY FEATURES

- Water run-off
- Liner ready
- Polaris PULSE plug and play
- Lightweight


## POLARIS ENGINEERED ADVANTAGES



PREMIUM FINISH AND QUIETER RIDE



SEALED COVERAGE



REDUCE STANDING WATER



EASY AND FAST INSTALLATION

## PREMIUM & SPORT ROOF FEATURES\*

SEE AUDIO OPTIONS P. 48  
ADD POWER TO PREMIUM & SPORT ROOFS P. 90



\* Premium and Sport features not available on steel roofs



## POLY

Lightweight, durable and impact-resistant. A poly roof can take the abuse of a tough trail and still protect.

### PRO SHIELD CAB SYSTEMS

#### SPORT ROOF - POLY TOP SELLER

» BLACK • 2882911  
XP 1000 '17-25, 1000 '20-25, XP KINETIC '23-24



### PRO SHIELD CAB SYSTEMS

#### NEW PREMIUM ROOF - POLY

» BLACK • 2890684  
XP 1000 '17-25, 1000 '20-25, XP KINETIC '23-24



### PRO SHIELD CAB SYSTEMS

#### PREMIUM ROOF LINER

» 2890526  
XP 1000 '17-25, 1000 '20-25, XP KINETIC '23-24  
WORKS WITH 2882911



### PRO SHIELD CAB SYSTEMS

#### SPORT ROOF CREW - POLY TOP SELLER

» BLACK • 2890333  
CREW XP 1000 '18-25, CREW 1000 '20-25



### PRO SHIELD CAB SYSTEMS

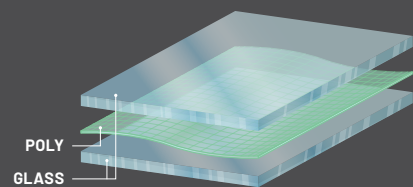
#### PREMIUM ROOF LINER - CREW TOP SELLER

» 2890527  
CREW XP 1000 '18-25, CREW 1000 '20-25



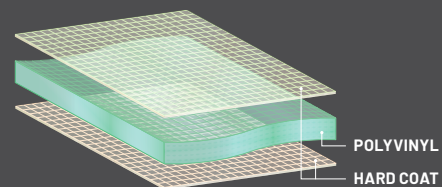
# WINDSHIELDS & REAR PANELS

## GLASS vs HARD COAT POLY



Superior optical clarity (automotive level)  
 Scratch-resistant  
 Curved to fit, seals tight  
 Cold weather / heavy duty  
 Wiper ready

Lightweight, flexible, easy to store/remove  
 Impact-resistant  
 360° seal keeps out rain and dust



**LR LOCK & RIDE**  
 EASY AND FAST INSTALLATION



**AIRTIGHT GASKET SEAL**



**MULTI-FUNCTION FEATURES**

**POLARIS ENGINEERED ADVANTAGES**



### TIP-OUT FULL WINDSHIELD - GLASS TOP SELLER

- Tip-out design offers three positions: open, closed and vented
- Gas shocks assist in easy opening and closing
- 360° gasket for reliable protection and comfort
- Scratch-resistant automotive-style curved glass

» 2889020  
 XP 1000 '18-25, CREW XP 1000 '19-25, CREW 1000 '20-25, 1000 '20-25, XP KINETIC '23-24



### FULL GLASS WINDSHIELD - CLEAR TOP SELLER

- Scratch-resistant, curved laminate safety glass
- Protects against wind and rain
- UV-blocking interlayer and 360° gasket seal

» 2889021  
 XP 1000 '18-25, CREW XP 1000 '19-25, CREW 1000 '20-25, 1000 '20-25, XP KINETIC '23-24



### FULL WINDSHIELD - POLY TOP SELLER

- Frameless design for maximum visibility

» 2883278  
 XP 1000 '17-25, CREW XP 1000 '18-25, CREW 1000 '20-25, 1000 '20-25, XP KINETIC '23-24



### HALF WINDSHIELD - POLY TOP SELLER

- Deflects air flow from straight on, but still provides air flow in the cab

» 2883301  
 XP 1000 '17-25, CREW XP 1000 '18-25, CREW 1000 '20-25, 1000 '20-25, XP KINETIC '23-24



**ADD ALL-WEATHER VISIBILITY**  
 P. 42



### FULL WINDSHIELD VENTED - HARD COAT POLY

- Frameless design for maximum visibility
- Added vents for airflow on a hot day or defrosting on a cold day
- Requires Wiper Install Kit (2207624), sold separately


» 2883266  
 XP 1000 '17-25, CREW XP 1000 '18-25, CREW 1000 '20-25, 1000 '20-25, XP KINETIC '23-24



### FULL WINDSHIELD - HARD COAT POLY

- Frameless design for maximum visibility
- Requires Wiper Install Kit (2207624), sold separately

» 2883300  
 XP 1000 '17-25, CREW XP 1000 '18-25, CREW 1000 '20-25, 1000 '20-25, XP KINETIC '23-24



### FLIP-DOWN WINDSHIELD - HARD COAT POLY

- Two venting options: fully sealed, flip-down or remove upper half for some protection with maximum ventilation

» 2884139  
 XP 1000 '18-25, CREW XP 1000 '19-25, CREW 1000 '20-25, 1000 '20-25, XP KINETIC '23-24

## REAR PANELS



### REAR PANEL - SLIDING GLASS

- Sliding window provides ventilation, cab comfort and access to cargo in rear box

» 2879015  
 XP 1000 '17-25, CREW XP 1000 '18-25, CREW 1000 '20-25, 1000 '20-25, XP KINETIC '23-24



### REAR PANEL - GLASS TOP SELLER

» 2879013  
 XP 1000 '17-25, CREW XP 1000 '18-25, CREW 1000 '20-25, 1000 '20-25, XP KINETIC '23-24



### REAR PANEL - POLY TOP SELLER

- Strong, thick polycarbonate provides outstanding impact and scratch resistance
- Installs in contours of cab frame with 360° gasketing for outstanding protection, comfort, fit and finish

» 2883773  
 XP 1000 '17-25, CREW XP 1000 '18-25, CREW 1000 '20-25, 1000 '20-25, XP KINETIC '23-24



### REDUCE IN-CAB DUST SWIRL BY ADDING A REAR PANEL.

With a windshield and roof installed, turbulent air develops behind the cab. Add a rear panel to reduce dust intrusion from this swirl.

# DOORS

## KEY FEATURES

KEY FEATURES	PREMIUM POLY DOORS			POLY DOORS		CANVAS DOORS
	POWER WINDOW DOORS	MANUAL CRANK WINDOW DOORS	HALF DOORS	RANGER HUNTER DOORS	RANGER CLEARVIEW DOORS	ZIP WINDOW DOORS
PRO SHIELD CAB SYSTEM	PRO SHIELD CAB SYSTEMS	PRO SHIELD CAB SYSTEMS		PRO SHIELD CAB SYSTEMS	PRO SHIELD CAB SYSTEMS	
WINDOW TYPE / VENTILATION	GLASS / POWER	GLASS / MANUAL CRANK	NA / OPEN TOP	GLASS / HINGED	GLASS / HINGED	CLEAR POLY / ZIPPED
VISIBILITY	UPPER	UPPER	UPPER	UPPER	UPPER + LOWER	UPPER + PARTIAL LOWER
STORAGE COMPARTMENT	STANDARD	STANDARD	STANDARD			
AUDIO-READY / SPEAKER MOUNT	STANDARD, PRE-WIRED	STANDARD				
PREMIUM TPE LINER	STANDARD	STANDARD	STANDARD			
SPECIAL FEATURES	BUILT-IN FLOOR LIGHT, COLORED ACCENT PANELS AVAILABLE	COLORED ACCENT PANELS AVAILABLE	COLORED ACCENT PANELS AVAILABLE	DURABLE POLY CONSTRUCTION, POLARIS PURSUIT CAMO	DURABLE POLY CONSTRUCTION	AVAILABLE IN POLARIS PURSUIT CAMO
	<ul style="list-style-type: none"> <li>The ultimate door offering power windows, switches mounted on the door and built-in floor light.</li> </ul>	<ul style="list-style-type: none"> <li>A premium, door offering manual crank windows for airflow adjustment in the cab.</li> </ul>	<ul style="list-style-type: none"> <li>Provides lower protection from the off-road with an open-air experience.</li> </ul>	<ul style="list-style-type: none"> <li>Tough clear poly shell extends from the bottom of the door until it meets the upper-hinged glass window.</li> <li>Premium Polaris Pursuit Camo pattern offers extensive camo coverage.</li> </ul>	<ul style="list-style-type: none"> <li>Deliver nearly uninterrupted visibility and maximum ambient lighting inside the cab.</li> <li>Tough clear poly shell extends from the bottom of the door until it meets the upper-hinged glass window.</li> </ul>	<ul style="list-style-type: none"> <li>Lightweight, durable protection with adjustable zipper ventilation and see-through bottom panel.</li> </ul>

Front and Rear Doors of same design are required to complete a cab on CREW RANGER models.

Premium Doors come with Gloss Black Exterior Door Accent Panels, images shown with optional Exterior Door Accent Panels.



GET SUPERIOR PERFORMANCE AND OUR BEST SEAL with the Pro Shield Cab System door line

- 360° GASKET SEAL
- EASY TO CLEAN TPE LINER
- BUILT-IN STORAGE
- AUDIO-READY
- VENTILATION OPTIONS

<b>FRONT DOORS (SET OF 2)</b> <small>XP 1000 '18-'25, CREW XP 1000 '19-'25, CREW 1000 '20-'25, 1000 '20-'25, XP KINETIC '23-'24</small>	 <b>PRO SHIELD CAB SYSTEMS</b> <small>TOP SELLER</small> <b>POWER WINDOW DOORS - POLY - BLACK</b> 2889813	 <b>PRO SHIELD CAB SYSTEMS</b> <small>TOP SELLER</small> <b>MANUAL CRANK WINDOW DOORS - POLY - BLACK</b> 2889811	 <b>HALF DOORS - POLY</b> 2889814	 <b>PRO SHIELD CAB SYSTEMS</b> <b>RANGER HUNTER DOORS - POLARIS PURSUIT CAMO</b> 2883229	 <b>PRO SHIELD CAB SYSTEMS</b> <b>RANGER CLEARVIEW DOORS</b> 2882901	 <small>TOP SELLER</small> <b>ZIP WINDOW DOORS - CANVAS - BLACK</b> 2882902	 <small>TOP SELLER</small> <b>ZIP WINDOW DOORS - CANVAS - POLARIS PURSUIT CAMO</b> 2882903
	<b>REAR DOORS (SET OF 2)</b> <small>CREW XP 1000 '18-'25, CREW 1000 '20-'25</small>	 <b>PRO SHIELD CAB SYSTEMS</b> <small>TOP SELLER</small> <b>MANUAL CRANK WINDOW DOORS - REAR - POLY</b> 2889812	 <b>HALF DOORS - REAR - POLY</b> 2889815			 <b>PRO SHIELD CAB SYSTEMS</b> <b>RANGER CLEARVIEW DOORS - REAR</b> 2883632	 <b>ZIP WINDOW DOORS - REAR - CANVAS - BLACK</b> 2883634

### EXTERIOR DOOR ACCENT PANELS

- Replace stock gloss black accent panels
- Painted plastic and clear-coated for UV protection
- Install easily with a single screw
- Comes as a pair

 <b>SUPER GRAPHITE</b> FRONT 2882870-509 REAR 2883829-509	 <b>AZURE CRYSTAL</b> 2882870-809 2883829-809	 <b>BRONSON ROCK</b> 2882870-755 2883829-755	 <b>SPRINGFIELD BLUE</b> 2882870-640 2883829-640	 <b>WHITE LIGHTNING</b> 2882870-599 2883829-599	 <b>POLARIS PURSUIT CAMO</b> 2882870-587 2883829-587	 <b>PEARL WHITE</b> 2882870-566 --	 <b>MIRAGE BEIGE</b> 2882870-987 2883829-987
 <b>SOLAR RED</b> FRONT 2883499-342 REAR --	 <b>BLACK PEARL</b> 2882870-666 --	 <b>MATTE SUNSET RED</b> 2882870-669 --	 <b>MATTE SAGEBRUSH GREEN</b> 2882870-685 2883829-685	 <b>SUNSET RED METALLIC</b> 2882870-520 2883829-520	 <b>MATTE NAVY</b> 2882870-726 2883829-726	 <b>BURGUNDY METALLIC</b> 2882870-629 --	
 <b>STEEL BLUE</b> FRONT 2882870-765 REAR 2883829-765	 <b>GHOST WHITE METALLIC</b> 2882870-774 2883829-774	 <b>POLARIS BLUE</b> 2882870-795 2883829-795	 <b>STEALTH GRAY</b> 2882870-804 2883829-804	 <b>ONYX BLACK</b> 2882870-866 --	 <b>ICY WHITE PEARL</b> 2882870-911 --	 <b>ORANGE RUST</b> 2882870-750 2883829-750	

REQUIRED POLARIS PULSE INSTALLATION ITEMS



# CAB COMFORT & CONVENIENCE



## UNDER SEAT DRY STORAGE XP 1000 ONLY

» 2882910  
 XP 1000 '18-25, CREW XP 1000 '19-25, XP KINETIC '23-24  
 WILL NOT WORK WITH SUBWOOFER 2882890 & 2884233



## 8-VENT HEATER & DEFROST SYSTEM TOP SELLER

- Easily control the climate inside your cab in any season
- Helps defrost windshields and keeps you warm or cool
- Heat and fan dash-mounted controls
- Manual vents

» 2882753 XP 1000 ONLY  
 XP 1000 '18-25, CREW XP 1000 '19-25

» 2884066 1000 ONLY  
 CREW 1000 '20-25, 1000 '20-25  
 NEED ADAPTER: 2884163 ON CREW 1000

» CREW HEATER ADAPTER KIT 1000 ONLY  
 2884163  
 CREW 1000 '20-25

## NEW FRONT BUMPER ACCENT LIGHT & HARNESS

- Provides an additional 1,200 Lumens of front illumination
- Seamlessly integrate into your bumper pockets
- Easily control the lighting for enhanced visibility and style with a dash-mounted switch

» 2890440  
 XP 1000 '25, CREW XP 1000 '25



## WINDSHIELD WIPER & WASHER SYSTEM TOP SELLER

» 2883974  
 XP 1000 '18-25, CREW XP 1000 '19-25, CREW 1000 '20-25, 1000 '20-25, XP KINETIC '23-24

HARD COAT POLY WINDSHIELDS REQUIRE MOUNT KIT (2207624), SOLD SEPARATELY

## HARD COAT POLY WINDSHIELD WIPER & WASHER SYSTEM MOUNTING BRACKET

» 2207624  
 XP 1000 '17-25, CREW XP 1000 '18-25, CREW 1000 '20-25, 1000 '20-25, XP KINETIC '23-24  
 REQUIRED TO USE WIPER ON POLY WINDSHIELDS (2883266 OR 2883300)



## FLOOR MATS - 3 SEAT

» 2882780 XP 1000 ONLY  
 XP 1000 '18-25, CREW XP 1000 '19-25, XP KINETIC '23-24  
 CREW: FITS FRONT SEATS ONLY

» 2884247 1000 ONLY  
 CREW 1000 '20-25, 1000 '20-25  
 CREW: FITS FRONT SEATS ONLY

## NOISE REDUCTION SYSTEM

- Designed to attach to the rear closure panel of your RANGER cab
- The sound absorbing material reduces unwanted noise for a quieter cab

» 2883489  
 XP 1000 '18-25, CREW XP 1000 '19-25, 1000 '20-25, CREW 1000 '20-25, XP KINETIC '23-24

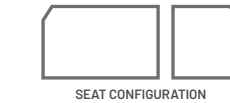


## FULL-SIZE SEATSAVER® - SPLIT BENCH SEAT XP 1000 ONLY

- Covers the back and bottom of seat
- Designed to fit snug and stay wrinkle free, so it won't slip, slide, or bunch up
- Machine washable for easy cleaning

» CARHARTT® GRAVEL • 2890291-458

XP 1000 '18-21, CREW XP 1000 '19-21, XP KINETIC '23-24  
 CREW: FITS FRONT SEATS ONLY  
 NO REAR SEAT COVERS AVAILABLE



SEAT CONFIGURATION



## REMOTE GARAGE DOOR OPENER BY HOMELINK®

- Control up to two garage doors

» 2882892  
 XP 1000 '18-25, CREW XP 1000 '19-25, CREW 1000 '20-25, 1000 '20-25, XP KINETIC '23-24



## IN-CAB HEATER AND DEFROST KIT

- Easily control the climate inside your cab in any season
- Helps defrost windshields and keep you warm or cool
- Three different fan speeds
- Heat and fan dash-mounted controls
- Manual vents

» 2889449  
 XP KINETIC '23-24  
 REQUIRES HIGH VOLTAGE BUSBAR (2889667), SOLD SEPARATELY



## 12V CARGO BED POWER KIT

- Additional power for your tools or accessories
- Requires 12V In-Bed Power Harness Extension (2890068), sold separately

» 2889673  
 XP 1000 '18-25, CREW XP 1000 '18-25, 1000 '20-25, CREW 1000 '20-25  
 REQUIRES 12V IN-BED POWER HARNESS EXTENSION (2890068), SOLD SEPARATELY



## SIDE VIEW MIRRORS

- Mounts on any RANGER vehicle that is equipped with doors
- Fully adjustable to accommodate riders of all sizes and can fold in to prevent being struck

» DOOR MOUNTED • 2889241

» ROPS-MOUNTED (SHOWN) • 2889243  
 XP 1000 '18-25, CREW XP 1000 '19-25, CREW 1000 '20-25, 1000 '20-25, XP KINETIC '23-24

NOT COMPATIBLE WITH TIP-OUT WINDSHIELD (2889020), DOORS OR UNITS WITH A FORWARD GRIP HANDLE ON THE ROPS



## 12V IN-BED POWER HARNESS EXTENSION

- Required for installation of 12V Cargo Bed Power Kit (2889673)

» 2890068  
 CREW XP 1000 '18-25, CREW 1000 '20-25



## WEATHERPROOF CONVEX REARVIEW MIRROR KIT TOP SELLER

» 2889220  
 XP 1000 '17-25, CREW XP 1000 '18-25, CREW 1000 '20-25, 1000 '20-25, XP KINETIC '23-24



## WIDE ANGLE REAR VIEW MIRROR

- Large 6.4 x 35.6 cm adjustable convex mirrored surface gives you a full-spectrum view

» 2881439  
 XP 1000 '17-25, CREW XP 1000 '18-25, CREW 1000 '20-25, 1000 '20-25, XP KINETIC '23-24



## UPPER SWITCH PANEL

- Add up to 4 additional electrical accessory switches
- Convenient roof-mounted overhead panel
- Includes mounting hardware

» 2889674  
 XP 1000 '18-25, CREW XP 1000 '18-25, 1000 '20-25, CREW 1000 '20-25  
 REQUIRES UPPER SWITCH PANEL LIGHT BAR HARNESS (2889675), SOLD SEPARATELY



## SUN VISOR

- Injection molded visors for seamless fit to protect from the sun

» 2890288  
 XP 1000 '17-25, CREW XP 1000 '18-25, CREW 1000 '20-25, 1000 '20-25, XP KINETIC '23-24

# CAB COMFORT & CONVENIENCE

## WORK BEACON LED LIGHT

- 15.2 m of illumination 360° around your vehicle
- Ideal for plowing, hunting and nighttime utility work
- Break-away construction protects the light in areas with tight clearance
- Mounted to the vehicle on the rear of the ROPS
- Easily hinge the light up during use and hinge it down when in transit
- Add LED Headlights for more light

» 2883265

XP 1000 '18-25, CREW XP 1000 '19-25, CREW 1000 '20-25, 1000 '20-25, XP KINETIC '23-24

REQUIRES LIGHT BAR HARNESS/EXTENSION (2883230 AND 2883954), EACH SOLD SEPARATELY



# WINCHES




## LED HEADLIGHTS XP 1000 ONLY

- LED Headlights offer improved brightness and illumination vs stock halogen lights
- Designed with styling specific to RANGER

» 2889072

XP 1000 '18-25, CREW XP 1000 '19-25, XP KINETIC '23-24



## MULTI-FUNCTION CAB LIGHT

- LED dome light provides white, red, green and blue lighting options
- Battery-operated. Recharges when the vehicle is on
- Can be removed to use as a flashlight in and around your vehicle

- Red light is great for reading maps
- Green light is perfect for navigating in the dark
- Blue light is ideal for night riding

» 2882871

XP 1000 '18-25, CREW XP 1000 '19-25, CREW 1000 '20-25, 1000 '20-25, XP KINETIC '23-24  
REQUIRES POLARIS PULSE ROOF 6 (2882904), SOLD SEPARATELY

## REAR LED WORK LIGHT

- Mounts to the back of your cab to fully illuminate the cargo box and surrounding area
- Includes necessary mounting hardware
- Requires a harness

» 2889672

XP 1000 '18-25, CREW XP 1000 '18-25, 1000 '20-25, CREW 1000 '20-25  
CREW: REQUIRE HARNESS (2889675) AND HARNESS EXTENSION (2890067), EACH SOLD SEPARATELY



## NEW REVERSE LIGHT HARNESS

» 2889679

XP 1000 '17-25, CREW XP 1000 '18-25, CREW 1000 '20-25, 1000 '20-25, XP KINETIC '23-24

## REVERSE WARNING ALERT

- Automatically activated whenever the vehicle is put in reverse

» 2883246

XP 1000 '18-25, CREW XP 1000 '19-25, CREW 1000 '20-25, 1000 '20-25, XP KINETIC '23-24

## TOP SELLER HORN

» 2882764

XP 1000 '18-25, CREW XP 1000 '19-25, CREW 1000 '20-25, 1000 '20-25, XP KINETIC '23-24

## UPPER SWITCH PANEL LIGHT BAR HARNESS\*

- Required for Upper Switch Panel installation

» 2889675

» EXTENSION • 2890067

XP 1000 '18-25, CREW XP 1000 '18-25, 1000 '20-25, CREW 1000 '20-25

\*Check with your local dealer for availability.



With Polaris PULSE it's easy to add all your electrical accessories.

LEARN MORE P. 90

## FEATURES & BENEFITS

### RAPID ROPE RECOVERY

Retrieve cable 5x as fast as standard mode on other Polaris winches. Get back to riding or complete your task quicker.

### AUTO STOP TECHNOLOGY

Auto Stop technology protects and extends the life of your winch by automatically stopping the winch at the end of pull to prevent over-spooling.

### PREMIUM SYNTHETIC ROPE

Lightweight, extremely strong and flexible 50 ft long rope stands up to any tough job.

### WIRELESS REMOTE

Operate your winch wirelessly from within 50 ft of the vehicle.

## MODEL

XP 1000/CREW '19-25  
1000/CREW '20-25

NON EPS RANGER 1000 REQUIRES FRONT BUMPER

XP KINETIC '23-24

## PRO HD SERIES

## HD SERIES

FEATURES & BENEFITS	PRO HD SERIES	HD SERIES
<b>RAPID ROPE RECOVERY</b> Retrieve cable 5x as fast as standard mode on other Polaris winches. Get back to riding or complete your task quicker.	✓	NOT AVAILABLE
<b>AUTO STOP TECHNOLOGY</b> Auto Stop technology protects and extends the life of your winch by automatically stopping the winch at the end of pull to prevent over-spooling.	✓	ADD AUTO STOP UPGRADE 2889690 SYNTHETIC ROPE REQUIRED
<b>PREMIUM SYNTHETIC ROPE</b> Lightweight, extremely strong and flexible 50 ft long rope stands up to any tough job.	✓	ADD SYNTHETIC ROPE 2879187
<b>WIRELESS REMOTE</b> Operate your winch wirelessly from within 50 ft of the vehicle.	✓	TOP SELLER ADD WIRELESS REMOTE 2883455
<b>MODEL</b>	2,722 KG	2,041 KG
<b>XP 1000/CREW '19-25 1000/CREW '20-25</b> NON EPS RANGER 1000 REQUIRES FRONT BUMPER	TOP SELLER 2889693	TOP SELLER 2889694
<b>XP KINETIC '23-24</b>		TOP SELLER High-Mounted 2889272
		TOP SELLER 2889695

## UPGRADE YOUR CONTROLS HD OR PRO HD WINCHES

### DASH WINCH SWITCH KIT

- Allows user to add a dash switch as an additional means to control winch
- Can be used with all winches and are compatible with other control methods (wireless/wired)

» 2889050

XP 1000 '18-25, CREW XP 1000 '19-25, CREW 1000 '20-25, 1000 '20-25, XP KINETIC '23-24

### TOP SELLER POWER CONTROLLER

- Control your winch and plow hydraulics directly from the shift knob

» 2883247

XP 1000 '18-25, CREW XP 1000 '19-25, CREW 1000 '20-25, 1000 '20-25, XP KINETIC '23-24

REQUIRES WINCH ADAPTER (2884159), SOLD SEPARATELY, WHEN USING A WINCH FOR LIFTING DEVICE

### WIRED REMOTE CONTROL

- Must order remote handle and socket together
- » REMOTE HANDLE • 4013466
- » SOCKET • 4017102

## REPLACEMENT PARTS

### SYNTHETIC ROPE


- » 2,041 KG • 2879187
- » 2,722 KG • 2879188



# PROTECTION

FRONT

INSTALLS DIRECTLY TO STOCK BUMPER



4.4 CM DIAMETER STEEL TUBE CONSTRUCTION

REAR



CAN BE USED IN CONJUNCTION WITH A TOW HITCH



## STANDARD BRUSHGUARDS TOP SELLER

To use Front Bumper with RIDE COMMAND and Front Camera, Accessory Bumper Hardware (2207941) is required

### FRONT • 2890232

XP 1000 '25, CREW XP 1000 '25  
FRONT BRUSHGUARD DOES NOT FIT HIGH LIFTER MODELS

### FRONT • 2882531

XP 1000 '18-24, CREW XP 1000 '18-24,  
CREW 1000 '20-25, 1000 '20-25, XP KINETIC '23-24  
FRONT BRUSHGUARD DOES NOT FIT HIGH LIFTER MODELS

1000 NON-EPS VEHICLES REQUIRE FRONT BUMPER: 2884123

### REAR • 2882529

XP 1000 '18-25, CREW XP 1000 '18-25, CREW 1000 '20-25,  
1000 '20-25, XP KINETIC '23-24

### ACCESSORY BUMPER HARDWARE • 2207941

FOR USE ON VEHICLES WITH RIDE COMMAND AND FRONT CAMERA

## HD BRUSHGUARDS

Increased protection over stock bumper with integrated mounting locations for accessories and lights (sold separately) with a durable matte black finish

Easy installation with included mounting hardware

Additional 36" storage area for recovery equipment

### FRONT • 2885105

XP 1000 '18-25, CREW XP 1000 '18-25, CREW 1000 '20-25, 1000 '20-25, XP KINETIC '23-24  
FRONT BRUSHGUARD DOES NOT FIT HIGH LIFTER MODELS

REAR: RECOMMENDED WITH RIGID® OR PRO ARMOR POD LIGHTS FOR UPGRADED LIGHTING

### REAR • 2884217

## MUD GUARDS

### MUD GUARDS

Attaches under the bed to protect underside of bed, engine components and under seat area of vehicle from mud build up

Allows for easier vehicle cleaning and less debris build up



### RANGER 1000 2889639

1000 '20-25,  
CREW 1000 '20-25



### RANGER XP 1000 NORTHSTAR EDITION 2889689

XP 1000 NORTHSTAR '18-25,  
CREW XP 1000 NORTHSTAR '19-25



### RANGER XP 1000 2889640

XP 1000 '18-25,  
CREW XP 1000 '19-25

## HIGH-MOUNTED FRONT BRUSHGUARD

- Increased protection over stock bumper
- Offers a higher winch mounting position which allows for easier access when used in deep mud
- Not compatible with Polaris plow systems

### » 2889271

XP 1000 '18-25, CREW XP 1000 '19-25, CREW 1000 '20-25,  
1000 '20-25, XP KINETIC '23-24

HIGH-MOUNTED HD 2,041 KG WINCH (2889272), SOLD SEPARATELY, RECOMMENDED WHEN BRUSHGUARD IS INSTALLED

## HIGH-MOUNTED HD 2,041 KG WINCH

- Provides outstanding performance and versatile pulling power
- The elevated mounting position allows for easier access when used in deep mud

### » 2889272

XP 1000 '18-25, CREW XP 1000 '19-25,  
CREW 1000 '20-21, 1000 '20-25, XP KINETIC '23-24



## FRONT BRUSHGUARD 1000 ONLY

- Increased protection over stock bumper
- Sturdy stamped steel and tube construction
- Integrated mounting positions for plow and winch accessories

### » 2889330

CREW 1000 '20-25, 1000 '20-25

REQUIRED TO INSTALL WINCH/PLOW ON NON EPS RANGER 1000

## ACCESSORY BUMPER HARDWARE

Required when using a front camera as well as an Upper Front Bumper or Hood Rack

### » 2889659

XP KINETIC '23-24



## ROCK GUARDS

### ROCK GUARD WITH STEP

- Reliable, hard-working protection for edges of vehicle
- Integrated step with boot scraper helps keep interior clean
- Mounts directly to the frame, instead of underneath, for maximum ground clearance
- Steel construction with black e-coat and durable black powder-coated finish

### » TOP SELLER 3-SEAT • 2882530

XP 1000 '18-25, 1000 '20-25

### » CREW • 2883398

CREW XP 1000 '18-25, CREW 1000 '20-25



3-SEAT



CREW

## A-ARMS



### HIGH CLEARANCE A-ARMS

- Valuable, reliable protection for vital front suspension components exposed to the rigors of off-road environments
- Strong, durable, lightweight polyethylene construction withstands off-road impacts to protect the A-Arms

### » FRONT • 2889269

XP 1000 '18-25, CREW XP 1000 '19-25,  
CREW 1000 '20-25, 1000 '20-25,  
XP KINETIC '23-24

### » REAR • 2889270

XP 1000 '18-25, CREW XP 1000 '19-25,  
CREW 1000 '20-25, 1000 '20-25,  
XP KINETIC '23-24

### POLY A-ARM GUARDS


- Strong, .64 cm thick, durable, lightweight HMW (high molecular weight) polyethylene construction helps protect against off-road impacts
- Molded specifically for the RANGER XP 1000 & 1000 front suspension for a sure fit and low-profile presence
- Easy bolt-on design with mounting hardware included

### » FRONT • 2882784

XP 1000 '18-25, CREW XP 1000 '19-25,  
CREW 1000 '20-25, 1000 '20-25,  
XP KINETIC '23-24  
WILL NOT FIT ARCHED A-ARM MODELS

### » REAR • 2882787

XP 1000 '18-25, CREW XP 1000 '19-25,  
CREW 1000 '20-25, 1000 '20-25,  
XP KINETIC '23-24  
WILL NOT FIT ARCHED A-ARM MODELS



ROOFS

WINDSHIELDS & REAR PANELS

DOORS

CAB COMFORT & CONVENIENCE

WINCHES

PROTECTION PARTS & AUDIO

STORAGE

XP KINETIC

MAINTENANCE PARTS & FLUIDS



2025 MODELS

# AUDIO



JBL® has brought music to life in a way people can feel for over 70 years. Unleash the power of music so you can live life to the fullest wherever and whenever. Purpose-built to stand up to any outdoor environment and to handle the toughest jobs.



## WE PARTNERED WITH JBL® TO CREATE THE HIGHEST PERFORMING AUDIO SYSTEM, SPECIFICALLY DESIGNED FOR RANGER.



## INTEGRATED KITS FOR IMMERSIVE SOUND



### NEW JBL® TRAIL PRO 2000 AUDIO KIT

- All-in-one solution for high performance sound
- Premium quality Bluetooth®, USB, AM/FM/WB radio
- Built-in 100 Watt four channel amplifier
- Two off-road grade 16.51 cm speakers with titanium PEI dome tweeters and polypropylene carbon fiber cones

» 2890225

XP 1000 '25, CREW XP 1000 '25, 1000 '25, CREW 1000 '25  
COMPATIBLE WITH PREMIUM AND NORTHSTAR PREMIUM TRIMS FOR XP 1000 ONLY



### NEW JBL® TRAIL PRO 4100 REAR AUDIO UPGRADE KIT

- Upgrade kit for factory installed or accessory JBL® Trail Pro 2000 Audio Kit
- Additional speakers and subwoofers to create an immersive in-cab audio experience
- Two 16.51 cm coaxial speakers with titanium dome tweeters and 4" speakers with polypropylene cones and audio outputs to drive additional speakers
- High impact 25.4 cm subwoofer 450 Watt and 300 watt amplifier

» 2890226

XP 1000 '25, CREW XP 1000 '25  
COMPATIBLE WITH PREMIUM & NORTHSTAR TRIMS ONLY  
REQUIRES JBL® TRAIL PRO 2000 AUDIO KIT (2890225) OR JBL® TRAIL PRO 2000 ULTIMATE UPGRADE KIT (2890287), EACH SOLD SEPARATELY



### NEW JBL® TRAIL PRO 2000 ULTIMATE UPGRADE KIT

- Two 16.51 cm rear dash mounted speakers with titanium PEI dome tweeters and polypropylene carbon fiber cones
- Includes front and rear cameras, and display mount for the 7" Display powered by RIDE COMMAND
- Easy install and seamless integration
- Waterproof for reliable power and sound quality

» 2890287

XP 1000 '25, CREW XP 1000 '25, 1000 '25, CREW 1000 '25  
COMPATIBLE WITH PREMIUM & NORTHSTAR PREMIUM TRIMS ONLY



### NEW 7" DISPLAY MOUNT KIT WITH CAMERAS & AUDIO

- Mount the 7" Display powered by RIDE COMMAND, seamlessly into the dash for perfect fit and finish
- Includes mount, hardware, wiring harness and front and rear cameras

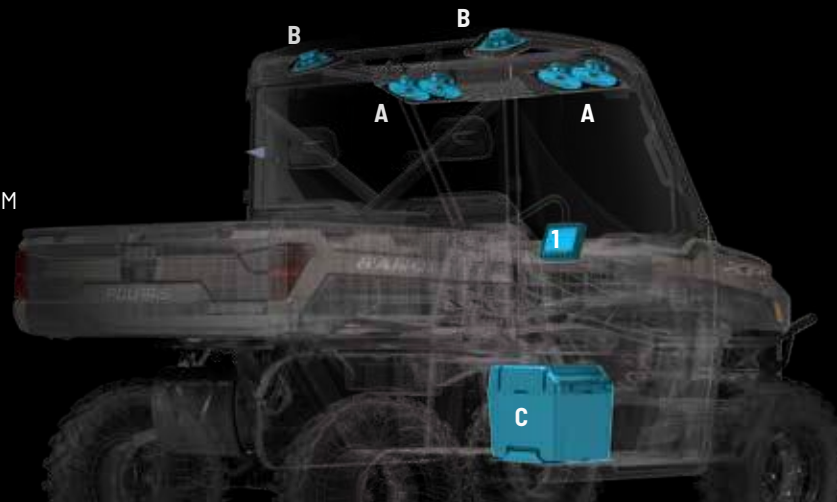
» 2890286

1000 '25, 1000 EPS '25  
COMPATIBLE WITH PREMIUM TRIMS ONLY

2024 & OLDER MODELS

# AUDIO

BUILD YOUR AUDIO SYSTEM



MBQUARTI®



## BUILD YOUR SOUND WITH RIDE COMMAND

### STEP 1

#### ADD HEAD UNIT

7" DISPLAY POWERED BY RIDE COMMAND

2884072

SEE P. 88 FOR MORE INFORMATION

### STEP 2

#### ADD MOUNT

2890286

XP 1000 '22-24, CREW XP 1000 '22-24, CREW 1000 '22-24, 1000 '22-24, XP KINETIC '23-24  
FOR NORTHSTAR AND ALL OTHER MODELS WITHOUT 900 WATT

OR

2889310

XP 1000 '22-24, CREW XP 1000 '22-24, CREW 1000 '22-24, 1000 '22-24, XP KINETIC '23-24  
FOR 900 WATT STATOR

### STEP 3

#### UPGRADE AUDIO BY ADDING VISOR OR DASH AUDIO

##### OPTION 1 VISOR AUDIO

###### A. OVERHEAD VISOR SPEAKERS

2882891

###### HARNESS REQUIRED

TOP SELLER 2882904

CREW MODELS REQUIRE ADDITIONAL 2883231

###### B. REAR OVERHEAD SPEAKERS

TOP SELLER 2882876

XP 1000 '18-24, CREW XP 1000 '19-24, CREW 1000 '20-24, 1000 '20-24, XP KINETIC '23-24

###### C. 25.4 CM MAXBOOST SUBWOOFER

2884233

XP 1000 '18-24, CREW XP 1000 '19-24, XP KINETIC '23-24 WITH 900 WATT STATOR  
NOT COMPATIBLE WITH UNDER SEAT DRY STORAGE (2882910) INSTALLED

##### OPTION 2 DASH AUDIO

###### AUDIO DASH SPEAKERS

TOP SELLER 2883956

XP 1000 '19-24, CREW XP 1000 '19-24, CREW 1000 '20-24, 1000 '20-24, XP KINETIC '23-24

###### B. REAR OVERHEAD SPEAKERS

TOP SELLER 2882876

XP 1000 '18-24, CREW XP 1000 '19-24, CREW 1000 '20-24, 1000 '20-24, XP KINETIC '23-24

###### C. 25.4 CM MAXBOOST SUBWOOFER

2884233

XP 1000 '18-24, CREW XP 1000 '19-24, XP KINETIC '23-24 RANGER MODELS WITH RIDE COMMAND PACKAGE REQUIRE ADAPTER HARNESS (2883232), SOLD SEPARATELY  
RANGER MODELS WITHOUT RIDE COMMAND USE MAX BOOST 10" 250 WATT SUBWOOFER (2882890), SOLD SEPARATELY  
NOT COMPATIBLE WITH UNDER SEAT DRY STORAGE (2882910) INSTALLED

AUDIO DASH SPEAKERS INCLUDE BUILT-IN FOUR CHANNEL AMPLIFIER (40-WATTS) AND TWO OFF-ROAD GRADE 13.3 CM SPEAKERS

## 1 CHOOSE A HEAD UNIT

Control all aspects of your sound system. Choose what to listen to and how loud.



USE AS IS OR ADD ADDITIONAL SPEAKERS



COMES WITH OVERHEAD VISOR SPEAKERS (AT RIGHT) USE AS IS OR ADD ADDITIONAL SPEAKERS

### 160 WATT, WATERPROOF AM/FM BLUETOOTH® AUDIO SYSTEM

- All-in-one solution for giving your vehicle a performance-ready sound system
- USB input, Bluetooth® 4.0 compatible, Apple® Control, AM/FM tuner
- Built-in four channel amplifier (40-watts x 4)
- Two off-road grade 13.3 cm speakers with titanium dome tweeters and polypropylene cones

» 2882750

XP 1000 '18-24, CREW XP 1000 '19-24, CREW 1000 '20-24, 1000 '20-24, XP KINETIC '23-24

### 300 WATT AM/FM, BLUETOOTH® AUDIO VISOR WITH FOUR 16.5 CM WATERPROOF SPEAKERS

- One-step solution for off-road audio
- USB input, Bluetooth® 4.0 compatible, Apple® Control, AM/FM tuner
- 300-Watt four channel amplifier (75 watts x 4)
- Four 16.5 cm coaxial speakers with titanium dome tweeters and polypropylene cones
- Audio outputs to drive additional speakers

» 2882888

XP 1000 '18-24, CREW XP 1000 '19-24, CREW 1000 '20-24, 1000 '20-24, XP KINETIC '23-24

NOT COMPATIBLE WITH 7" DISPLAY POWERED BY RIDE COMMAND

## 2 ADD SPEAKERS - MIX AND MATCH



STANDARD WITH VISOR STEREO

### 300 WATT OVERHEAD AUDIO VISOR SPEAKERS

- Built-in 300-Watt amplifier (75-watt x 4 channels)
- Four 16.5 cm speakers located in the overhead
- Waterproof system for reliable power and sound quality

» 2882891

XP 1000 '18-24, CREW XP 1000 '19-24, CREW 1000 '20-24, 1000 '20-24, XP KINETIC '23-24



### REAR OVERHEAD SPEAKERS

- Two 16.5 cm rear roof mounted speakers with titanium dome tweeters and polypropylene cones
- Easy install
- Waterproof system for reliable power and sound quality

» 2882876

XP 1000 '18-24, CREW XP 1000 '19-24, CREW 1000 '20-24, 1000 '20-24, XP KINETIC '23-24



### MAX BOOST 25.4 CM 250 WATT SUBWOOFER

- Built-in 250-watt amplifier powering 25.4 cm waterproof subwoofer
- Fits RANGER XP 1000 with flip-up passenger seat

» 2882890

XP 1000 '18-24, CREW XP 1000 '19-24, XP KINETIC '23-24 NOT COMPATIBLE WITH 7" DISPLAY POWERED BY RIDE COMMAND  
NOT COMPATIBLE WITH UNDER SEAT DRY STORAGE (2882910) INSTALLED

## 3 MAKE IT WORK

REQUIRED WITH VISOR STEREO SPEAKERS & HEAD UNIT

### POLARIS PULSE ROOF 6

- Required with Visor Stereo (2882888)
- Required to add Visor Speakers (2882891)

» 2882904

XP 1000 '18-24, CREW XP 1000 '19-24, CREW 1000 '20-24, 1000 '20-24, XP KINETIC '23-24

CREW MODELS

### CREW EXTENSION

- Required for all Crew models where Polaris PULSE Roof 6 (2882904) is required

» 2883231

CREW XP 1000 '19-24, CREW 1000 '20-24

ADDITIONAL OPTIONS

### GEOFENCING KIT

- Keep vehicle operators safe by quickly setting and controlling ride boundaries such as speed limits within and outside the geofenced area
- Make sure operators are riding at the appropriate speed for their experience and terrain by setting a max speed from your Polaris app
- Activate passcode protection and to have full control of who and when the vehicle is being operated

» 2884779

CREW 1000 '20-24, 1000 '20-24

# STORAGE



## BRING IT ALL. BRING IT ON.\*

From opposite sides of the globe, some of the most capable machines in the off-road world meet a trusted outdoor adventure brand to deliver industry-exclusive, purpose-built roof racks, bed racks and attachments that help RANGER riders get the job done.



## PICK YOUR RACK



### REAR BED RACK / ROOF RACK, SMALL

- Install either in the bed or on the roof of the vehicle (mounts sold separately)
- A durable backbone provides a secure vehicle attachment
- An innovative attachment system allows for easy accessory install
- 34 kg weight capacity per rack

» 2889236  
XP 1000 '18-25, 1000 '20-25, XP KINETIC '23-24



### ROOF RACK, LARGE

- Install on the roof of the vehicle (mount sold separately)
- A durable backbone provides a secure vehicle attachment
- An innovative attachment system allows for easy accessory install
- 68kg weight capacity


» 2889237  
CREW XP 1000 '19-25, CREW 1000 '20-25

## PICK YOUR MOUNT



### REAR BED RACK MOUNT

» 2889235  
XP 1000 '18-25, 1000 '20-25, CREW XP 1000 '19-25, CREW 1000 '20-25, XP KINETIC '23-24



### ROOF RACK MOUNT

» 3-SEAT • 2889233  
XP 1000 '18-25, 1000 '20-25, XP KINETIC '23-24

» CREW • 2889234  
CREW XP 1000 '19-25, CREW 1000 '20-25



MAXIMIZE YOUR RIDE



BUILD THE ULTIMATE UTILITY VEHICLE



BUILT FOR THE LONG HAUL

## ACCESSORIZE IT



### SPARE TIRE HOLDER

- Transport a spare tire outside the vehicle
- Easily mounts to the Rhino-Rack® Rear Bed Rack (2889590), sold separately


» 2889529  
XP 1000 '18-25, CREW XP 1000 '19-25, CREW 1000 '20-25, 1000 '20-25, XP KINETIC '23-24



### J-STYLE KAYAK HOLDER

- Transport a kayak or canoe on the roof of your vehicle

» 2889883  
XP 1000 '18-25, CREW XP 1000 '19-25, CREW 1000 '20-25, 1000 '20-25, XP KINETIC '23-24  
REQUIRES ACCESSORY BARS (2889884), SOLD SEPARATELY



### MULTI-PURPOSE TOOL HOLDER

- Carry and protect tools, paddles and more
- Ratchet-locking mechanism for quick release and rubber inserts that secure gear into place

» 2889528  
XP 1000 '18-25, CREW XP 1000 '19-25, CREW 1000 '20-25, 1000 '20-25, XP KINETIC '23-24



### FISHING ROD HOLDER

- Convenient, locking carrier can transport five fishing rods safely and securely on a roof rack
- Doubles as a ski/snowboard carrier

» 2889729  
XP 1000 '18-25, CREW XP 1000 '19-25, CREW 1000 '20-25, 1000 '20-25, XP KINETIC '23-24

### HIGH-LIFTING JACK MOUNT

- Simple, quick install with durable brackets
- Rugged, non-corrosive powder-coated steel stands up to the harshest conditions

» 2889533  
XP 1000 '18-25, CREW XP 1000 '19-25, CREW 1000 '20-25, 1000 '20-25, XP KINETIC '23-24

### TRACTION BOARD MOUNTS

- Strong, durable and easy to attach
- Traction boards sold separately

» 2889530  
XP 1000 '18-25, CREW XP 1000 '19-25, CREW 1000 '20-25, 1000 '20-25, XP KINETIC '23-24

### ACCESSORY BARS

- Offers horizontal fitment to allow other accessories to be attached to the Rhino-Rack® platforms

» 2889884  
XP 1000 '18-25, CREW XP 1000 '19-25, CREW 1000 '20-25, 1000 '20-25, XP KINETIC '23-24

### EYELET TIE-DOWNS

- Attach in multiple locations on the platform for additional tie-down points
- Anti-corrosive, galvanized steel for heavy duty strength
- Includes one set with hardware (straps not included)

» 2889527  
XP 1000 '18-25, CREW XP 1000 '19-25, CREW 1000 '20-25, 1000 '20-25, XP KINETIC '23-24



### GUN MOUNTING BRACKET

- Mount Kolpin Stronghold Gun Boots to Rhino-Rack® systems when paired with Auto-Latch Mount (2889931), sold separately

» 2889327  
XP 1000 '18-25, CREW XP 1000 '19-25, CREW 1000 '20-25, 1000 '20-25, XP KINETIC '23-24



### CARGO CORNER BRACKETS

- Mount a NorthStar cooler or toolbox to the platform and save space inside the vehicle (straps not included)
- A unique, anti-rotation nut offers maximum security

» 2889531  
XP 1000 '18-25, CREW XP 1000 '19-25, CREW 1000 '20-25, 1000 '20-25, XP KINETIC '23-24



### 200 L LUGGAGE BAG

- Carry bulky, lightweight gear in this tear- and weather-resistant canvas bag

» 2889881  
XP 1000 '18-25, CREW XP 1000 '19-25, CREW 1000 '20-25, 1000 '20-25, XP KINETIC '23-24



### FLAG BRACKET

- Securely mount flags or whips to Rhino-Rack® platform
- Adjustable bracket with 180-degree folding design
- Includes installation hardware

» 2891228  
XP 1000 '18-25, CREW XP 1000 '19-25, CREW 1000 '20-25, 1000 '20-25, XP KINETIC '23-24



### NEW LIGHT BAR MOUNT

» 2891354  
XP 1000 '18-25, CREW XP 1000 '19-25, CREW 1000 '20-25, 1000 '20-25, XP KINETIC '23-24



### NEW CUBE LIGHT MOUNT

» 2891355  
XP 1000 '18-25, CREW XP 1000 '19-25, CREW 1000 '20-25, 1000 '20-25, XP KINETIC '23-24

\*Always read and follow the owner's manual and on-vehicle labels for prohibited items.

# STORAGE



Exclusive to Polaris, Lock & Ride accessories let you quickly change from one task to another with hundreds of options.

With the flip of a lever, Lock & Ride plungers use outward pressure to expand for secure fit.



### 300 LB. REAR CARGO BOX WINCH

- 300 lb. pull force winch that mounts to rear headache rack
- Allows for easy loading of big game or other large and heavy items in the bed

» 2889705

XP 1000 '18-25, CREW XP 1000 '19-25, CREW 1000 '20-25, 1000 '20-25, XP KINETIC '23-24  
REQUIRES LOCK & RIDE HEADACHE RACK (2890233), SOLD SEPARATELY



### FRONT BRUSHGUARD STORAGE RACK

- Allows extra storage space in front of your vehicle
- Accommodates a Polaris Northstar 28 L Cooler or similar sized items
- Attaches and removes easily
- Mounts to existing plow mounting points

» 2883971

XP 1000 '18-25, CREW XP 1000 '19-25, CREW 1000 '20-25, 1000 '20-25, XP KINETIC '23-24  
NOT COMPATIBLE WITH BIG GAME OR WATERFOWL MODELS (NO FACTORY PLOW MOUNTS)



### HEADACHE RACK TOP SELLER

- Lightweight and heavy-duty rack protects the cab of your RANGER and lets you haul even more

» 2890233

XP 1000 '17-25, CREW XP 1000 '18-25, CREW 1000 '20-25, 1000 '20-25, XP KINETIC '23-24



### CARGOMAX SYSTEM

- Comes standard with a support bar that ties the two sides together for a sturdy cargo hold
- Designed to attach to the Lock & Ride Tip-Down Headache Rack for additional support and three-sided containment
- Adjustable utility hooks provide more options for hanging tools, cords or gear

» 2882177

XP 1000 '17-25, CREW XP 1000 '18-25, CREW 1000 '20-25, 1000 '20-25, XP KINETIC '23-24



### FRONT HOOD STORAGE RACK

- Front curve helps keep cargo in place when traveling
- Provides additional protection
- Fully integrated pivots to gain under-hood access
- Requires Accessory Bumper Hardware (2207941), sold separately, when used with 7" Display powered by RIDE COMMAND

» 2890583

XP 1000 '18-25, CREW XP 1000 '19-25, CREW 1000 '20-25, 1000 '20-25, XP KINETIC '23-24  
DOES NOT FIT WITH UPPER FRONT BRUSHGUARD (2890232)  
REQUIRES ACCESSORY BUMPER HARDWARE (2207941), SOLD SEPARATELY, TO WORK WITH FRONT CAMERA



### REAR SEAT STORAGE - CREW

- Attaches easily to the rear of the front seat in your crew vehicle
- Provides storage pockets for a variety of items, ensuring they're always within reach

» 2889268

CREW XP 1000 '18-25, CREW 1000 '20-25



### BED EXTENDER/DIVIDER

- Extend or divide the cargo box
- Installs in any location in the box
- Multiple tie-down points available to secure cargo

» 2882752

XP 1000 '18-25, CREW XP 1000 '19-25, CREW 1000 '20-25, 1000 '20-25, XP KINETIC '23-24



### SPARE TIRE CARRIER

- Includes one spare tire carrier
- Quick installation
- Tire carrier mounts to the rear cab to keep cargo bed free and easily accessible
- Maximum tire size supported is 30"

» 2889193

XP 1000 '18-25, CREW XP 1000 '19-25, CREW 1000 '20-25, 1000 '20-25, XP KINETIC '23-24

## 75+ COMBINATIONS TO MAKE IT YOUR OWN

With a full line of Lock & Ride accessories, you can haul more and do more. Use the chart below to see what combinations work together.

POLARIS RANGER STORAGE MATRIX 1000 / XP 1000 / XP KINETIC 570 FULL-SIZE	Headache Rack	CargoMax System	Bed Extender/Divider	Storage Box	Tool Rack	Chainsaw Mount	60 Gallon Boomless Utility Sprayer	300 lb. Rear Cargo Box Winch	Front Brushguard Storage Rack	Cargo Bed Mat	RHINO-RACK Roof Rack - 3-Seat	RHINO-RACK Bed Rack - 3-Seat & Crew	RHINO-RACK Roof Rack - Crew
Headache Rack	2890233	✓	✓	✓		✓	✓	✓	✓	✓	✓		✓
CargoMax System	2882177	✓		✓ <sup>2</sup>					✓	✓	✓		✓
Bed Extender/Divider	2882752	✓	✓	✓	✓	✓		✓	✓	✓	✓		✓
Storage Box	2883279	✓	✓ <sup>1</sup>	✓	✓	✓	✓	✓	✓	✓	✓		✓
Tool Rack	2881533		✓	✓	✓	✓		✓	✓	✓	✓		✓
Chainsaw Mount	2879354	✓	✓	✓	✓	✓	✓	✓	✓	✓	✓		✓
60 Gallon Boomless Utility Sprayer	2879799	✓				✓	✓	✓	✓	✓	✓		✓
300 lb. Rear Cargo Box Winch	2889705	✓		✓	✓	✓	✓	✓	✓	✓	✓		✓
Front Brushguard Storage Rack	2883971	✓	✓	✓	✓	✓	✓	✓	✓	✓	✓		✓
Cargo Bed Mat	2882751	✓	✓	✓	✓	✓	✓	✓	✓	✓	✓		✓
RHINO-RACK Roof Rack - 3-Seat	2889236	✓	✓	✓	✓	✓	✓	✓	✓	✓	✓		✓
RHINO-RACK Bed Rack - 3-Seat & Crew	2889236								✓	✓	✓		✓
RHINO-RACK Roof Rack - Crew	2889237	✓	✓	✓	✓	✓	✓	✓	✓	✓	✓		✓

<sup>1</sup> Storage box at front of cargo box if not used with Tip-down Headache Rack

<sup>2</sup> Storage box at front of cargo box

### QUICKSTRAP

- The quickest and most secure way to mount Polaris accessories
- Sold as a pair

» 2882187

ALL COOLERS, RANGER CARGO BOXES



### D-RINGS TOP SELLER

- The most versatile Lock & Ride accessory - add as many as you need to secure your cargo with bungee cords or straps

» 2881545

ALL RANGER CARGO BOXES



### 3.8 CM X 4.6 M 2495 KG RATCHET STRAP

- Heavy-duty webbing
- 2,495 kg maximum load / 831 kg working load
- 2 Pack

» 2884031

### 5.1 CM X 6.1 M 4536 KG RATCHET STRAP

- Heavy-duty webbing
- 4,536 kg maximum load / 1,497 kg working load
- Floating D-Rings and Double J-Hooks

» 2884032

# MISC ACCESSORIES

## SPRAYERS

### SPRAYERS:

- 170.34 or 227.12 liter tank
- 12.7 cm tank lid and tether
- 4.5 GPM pump
- 1.52 m SAE 2 lead wire harness
- 2.44 m wire harness with battery clips
- Steel frame
- Lock & Ride MAX quick attachments
- Aluminum slides to secure frame in box
- Deluxe spray wand
- 7.62 m of 0.95 cm hose
- Hose wrap brackets
- 1.9 cm clear opening tank drain and shutoff valve

### BOOM KITS:

- 5.08 cm receiver hitch boom support
- Hitch clamp to tighten 5.08 cm support
- Adjustable height boom
- (7) 0.3" air induction extended range nozzles- blue
- 2.54 cm steel tube folding boom
- 1.52 m of 0.95 cm hose with quick connect



BROADCAST KIT



BOOM KIT

### BROADCAST KITS:

- Over the tailgate boom support bracket
- Adjustable height boom
- 3 nozzle broadcast spray nozzles
- 1.52 m of 1.27 cm hose with quick connect

### 170.34 LITER UTILITY SPRAYER

- » SPRAYER • 2891270
- » BOOM KIT • 2891272
- » BROADCAST KIT • 2891273

ALL RANGER MODELS

### 227.12 LITER UTILITY SPRAYER

- » SPRAYER • 2891271
- » BOOM KIT • 2891272
- » BROADCAST KIT • 2891273

ALL RANGER MODELS



## BED ESSENTIALS



### NEW OFF-ROAD TOOL KIT BY CRUZTOOLS®

- » 2890429
- XP 1000 '17-25, CREW XP 1000 '18-25, CREW 1000 '20-25, 1000 '20-25, XP KINETIC '23-24



### FIRE EXTINGUISHER HOLDER

- Only holds a 8.3 cm diameter extinguisher
- Quick release strap allows for easy use
- » 2882158
- XP 1000 '17-25, CREW XP 1000 '18-25, CREW 1000 '20-25, 1000 '20-25, XP KINETIC '23-24



### CARGO BED MAT

- Non-slip surface to better secure loads and keep cargo bed clean
- » 2882751
- XP 1000 '18-25, CREW XP 1000 '19-25, CREW 1000 '20-25, 1000 '20-25, XP KINETIC '23-24



### ELECTRONIC CARGO BOX LIFT

- » 2884141
- XP 1000 '18-25, CREW XP 1000 '19-25, CREW 1000 '20-25, 1000 '20-25, XP KINETIC '23-24

## TOW & HAUL



### TRAILER BALLS

- » 5 cm WITH 1.9 cm SHANK 2877603
- » 4.8 cm WITH 1.9 cm SHANK 2877602



### 5 CM BALL MOUNT

- » 5 cm RECEIVER 2875320



### 3:1 HITCHES

- » 5 cm x 5 cm RECEIVER 2830522
- » 3 cm x 3 cm RECEIVER 2830523
- » 4.8 cm REPLACEMENT BALL 2830524



### FRONT RECEIVER HITCH

- » 5 cm WITH 1.9 cm SHANK 2884692

## TASK-SPECIFIC TOOLS

### TOOL RACK

- Attach on the inside or outside of the cargo bed
- » 2881533
- XP 1000 '17-25, CREW XP 1000 '18-25, CREW 1000 '20-25, 1000 '20-25, XP KINETIC '23-24

### TRASH CAN HAULER

- Receiver mounted trash can hauler that allows slow speed towing of 2 trash cans
- Ideal for hauling cans down long driveways
- » 2889876
- SP 570 '22-25, CREW SP 570 '22-25



## ORGANIZE & PROTECT

### STORAGE BOX

- Enough room to store all the tools you need to get the job done
- Internal organizational dividers keep gear from rolling around
- Easily detaches from vehicle
- » 2883279
- XP 1000 '17-25, CREW XP 1000 '18-25, CREW 1000 '20-25, 1000 '20-25, XP KINETIC '23-24



## DO MORE:



COOLERS P. 96



HUNT P. 94



COLD WEATHER P. 82



LIGHTING P. 86

# RANGER XP KINETIC THE POWER TO DO MORE

DO MORE THAN EVER BEFORE with the full-size electric RANGER. Unmatched horsepower and instant torque means more power than ever before to precisely pull, haul more, and get more done. The industry's strongest drivetrain delivers lower maintenance costs and more uptime to get the job done. Plus, the quiet electric powertrain enables easy conversations while riding and stealthy trips to hunting spots.



### FRONT CAMERA FOR RIDE COMMAND TECHNOLOGY

- Provides additional vantage point
- Front-mounted camera to help with plowing and other tasks

» 2889662  
XP KINETIC '23-24



### DUAL CHARGER HARNESS

- Required for installation of a 3kW On-Board Charger on XP Kinetic Premium trims

» 2889704  
XP KINETIC '23-24



### IN-CAB HEATER AND DEFROST KIT

- Instant heat, no more waiting for engine to warm up
- Easily control the climate inside your cab in any season
- Helps defrost windshields and keep you warm or cool
- Three different fan speeds
- Heat and fan dash-mounted controls
- Manual vents

» 2889449  
XP KINETIC '23-24  
REQUIRES HIGH VOLTAGE BUSBAR (2889667), SOLD SEPARATELY



### HIGH VOLTAGE BUSBAR

- Required for adding heater or other high voltage accessories such as upgraded chargers

» 2889667  
XP KINETIC '23-24



### ACCESSORY BUMPER HARDWARE

- Required when using a front camera as well as an upper front bumper or hood rack

» 2889659  
XP KINETIC '23-24



### TRIPLE CHARGER HARNESS

- Required for installation of a 3kW On-Board Charger on XP Kinetic Ultimate trims

» 2889486  
XP KINETIC '23-24



### 3kW ON-BOARD CHARGER

- Provides additional 3kW charge so you can save time and get more done with your RANGER
- Increases charge rate while decreasing charge time when connected to appropriate in home charger for more efficiency
- Maximum charge of 6kW on Premium trims and 9kW on Ultimate trims
- Upgraded Level 2 EVSE + 240V outlet required for optimal charging for Ultimate trim with 9kW upgrade
- Pair with Wallbox<sup>SM</sup> Pulsar Plus for optimal charging for Ultimate trim with 9kW upgrade

» 2889661  
XP KINETIC '23-24  
ULTIMATE TRIM: REQUIRES HIGH VOLTAGE BUSBAR (2889667) AND TRIPLE CHARGER HARNESS (2889486), EACH SOLD SEPARATELY  
PREMIUM TRIM: REQUIRES HIGH VOLTAGE BUSBAR (2889667) AND DUAL CHARGER HARNESS (2889704), EACH SOLD SEPARATELY




### WALLBOX<sup>SM</sup> PULSAR PLUS

- For RANGER XP Kinetic Ultimate trims only
- Achieve full charge in as little as 3.5 hours when paired with a 240V outlet

» 2890040  
XP KINETIC '23-24  
ULTIMATE TRIM ONLY


# MAINTENANCE PARTS & FLUIDS



**POLARIS ENGINEERED PARTS AND OIL** have been validated and tested extensively, specifically for your vehicle. In order to maintain the peak performance of your Polaris vehicle only use official Polaris Engineered parts and oil.



We're taking the passion of our riders, workers, and outdoor enthusiasts to the next level with HD Parts. These Heavy Duty parts are engineered for riders who want greater durability and enhanced performance. HD Parts are designed and tested to handle greater wear and tear under all weather conditions.



- A DRIVE BELT**
- » 1000 • 3211218
  - » XP 1000 • 3211186
  - » XP 1000 • **HD** • 3212358
  - » XP KINETIC • 3212327



- B BRAKE PADS**
- » FRONT • 2209279
  - » FRONT • **HD** • 2208933
  - » REAR • 2203318
  - » REAR • **HD** • 2208936



- C OIL FILTER**
- » 2540086
  - » **HD** • 2522498
  - XP KINETIC DOES NOT HAVE AN OIL FILTER



- D BATTERY**
- » 4014132-P
  - » **HD** • 4081855



- E AIR FILTER**
- » 7082265
  - 1000 / XP 1000
  - » **HD** • 7083113
  - 1000 / XP 1000



- F SPARK PLUGS**
- » 1000 • 3023571
  - » XP 1000 • 3022662

**LOOKING FOR MORE SERVICE PARTS?**  
See P. 113 to learn how to find parts for your model.

## MAINTENANCE MADE EASY



- ORV MAINTENANCE KIT**
- Includes Oil Change Kit, Gearcase Fluids, Air Filter, & Spark Plug
- » 2830556
  - XP 1000 '18-25



- OIL CHANGE KITS**
- 2.4 L Engine Oil (oil varies by kit), 1 Oil Filter (2540086) & 1 Drain Plug Washer
- » PS-4 • 2879323
  - » PS-4 EXTREME • 2890057
  - NOT COMPATIBLE WITH XP KINETIC



- G ENGINE OIL** P. 108
- » PS-4 • .95 L • 2876244
  - » PS-4 • 3.8 L • 2876245
  - » PS-4 EXTREME • .95 L • 2889395
  - » PS-4 EXTREME • 3.8 L • 2889396
  - NOT COMPATIBLE WITH XP KINETIC



- H ANGLE DRIVE FLUID**
- For rear gearcase
- » .95 L • 2889280
  - ONLY COMPATIBLE WITH XP KINETIC



- I DEMAND DRIVE FLUID**
- For front gearcase
- » .95 L • 2877922
  - » 9.5 L • 2877923



- J AGL**
- For transmission
- » .95 L • 2878068
  - » 3.8 L • 2878069
  - » EXTREME • .95 L • 2891028



- K DOT 4 BRAKE FLUID**
- » 355 ML • 2872189



- ALL-SEASON GREASE TUBE**
- » 89 ML • 2871322
  - » 414 ML • 2871423

## MAINTENANCE SCHEDULE\*

RANGER 1000 / XP 1000

RANGER XP KINETIC

BREAK-IN MAINTENANCE	12 MONTHS	24 MONTHS	36 MONTHS	EVERY 1,000 MILES	EVERY 2,000 MILES
<p><b>FIRST 25 HRS   500 MI / 800 KM</b></p> <ul style="list-style-type: none"> <li>ENGINE OIL &amp; OIL FILTER CHANGE</li> <li>FRONT GEARCASE INSPECT FLUID</li> <li>BRAKE PADS INSPECT <small>REPLACE AS NEEDED</small></li> <li>BRAKE FLUID INSPECT <small>ADD FLUID AS NEEDED</small></li> <li>TRANSMISSION FLUID INSPECT <small>ADD FLUID AS NEEDED</small></li> </ul>	<p><b>200 HRS   2,000 MI / 3,200 KM</b></p> <ul style="list-style-type: none"> <li>AIR FILTER REPLACE</li> <li>BATTERY TEST &amp; CLEAN <small>REPLACE AS NEEDED</small></li> <li>BRAKE PADS INSPECT <small>REPLACE AS NEEDED</small></li> <li>DRIVE BELT INSPECT <small>REPLACE AS NEEDED</small></li> <li>ENGINE OIL &amp; OIL FILTER CHANGE</li> </ul>	<p><b>400 HRS   4,000 MI / 6,400 KM</b></p> <ul style="list-style-type: none"> <li>AIR FILTER REPLACE</li> <li>BATTERY TEST &amp; CLEAN <small>REPLACE AS NEEDED</small></li> <li>BRAKE PADS INSPECT <small>REPLACE AS NEEDED</small></li> <li>BRAKE FLUID CHANGE</li> <li>DRIVE BELT INSPECT <small>REPLACE AS NEEDED</small></li> </ul>	<p><b>600 HRS   6,000 MI / 9,700 KM</b></p> <ul style="list-style-type: none"> <li>AIR FILTER REPLACE</li> <li>BATTERY TEST &amp; CLEAN <small>REPLACE AS NEEDED</small></li> <li>BRAKE PADS INSPECT <small>REPLACE AS NEEDED</small></li> <li>DRIVE BELT INSPECT <small>REPLACE AS NEEDED</small></li> <li>ENGINE OIL &amp; OIL FILTER CHANGE</li> </ul>	<p><b>1,600 KM</b></p> <ul style="list-style-type: none"> <li>BRAKE PADS INSPECT <small>REPLACE AS NEEDED</small></li> <li>BATTERY TEST &amp; CLEAN <small>REPLACE AS NEEDED</small></li> <li>FRONT GEARCASE CHANGE FLUID</li> <li>GENERAL LUBRICATION ALL FITTINGS, PIVOTS, CABLES, ETC.</li> <li>TRANSMISSION FLUID CHANGE FLUID</li> </ul>	<p><b>3,200 KM</b></p> <ul style="list-style-type: none"> <li>BRAKE FLUID CHANGE</li> <li>BRAKE PADS INSPECT <small>REPLACE AS NEEDED</small></li> <li>BATTERY TEST &amp; CLEAN <small>REPLACE AS NEEDED</small></li> <li>FRONT GEARCASE CHANGE FLUID</li> <li>GENERAL LUBRICATION ALL FITTINGS, PIVOTS, CABLES, ETC.</li> <li>TRANSMISSION FLUID CHANGE</li> </ul>

FOR A COMPLETE MAINTENANCE SCHEDULE, CHECK YOUR OWNER'S MANUAL

\*This is a sample maintenance schedule. Please reference and use your owners manual for full maintenance and vehicle care.

1000 / XP 1000 / XP KINETIC

ROOFS

WINDSHIELDS & REAR PANELS

DOORS

CAB COMFORT & CONVENIENCE

WINCHES

PROTECTION & AUDIO

STORAGE

XP KINETIC

MAINTENANCE PARTS & FLUIDS

# CUSTOMIZE YOUR RANGER

MAXIMIZE YOUR EXPERIENCE


**COMPRISED OF TOP SELLING ACCESSORIES FOR YOUR MODEL,**

The Owners Essentials Package is a great place to start accessorizing your RANGER.

## OWNER ESSENTIALS PACKAGE

2885077 Sport Roof - Poly\*\* P. 64

2885080 Full Glass Windshield - Clear\*\* P. 66

2879965  Rear Panel - Glass\*\* P. 67

2890288 Sun Visor P. 68

2889187 Convex Weatherproof Rearview Mirror\*\* P. 68

2885095 Polaris HD 1,588 kg Winch\*\* P. 69

3211218 Drive Belt\*\* P. 72

\*\*Standard on NorthStar Editions. Additional recommendations for NorthStar models: Rock Guard with Step (2889180) & Rear Brushguard (2885087)

## SHOP BY USE

PACKAGES MADE FOR THE WAY YOU RANGER

**ADD ON TO THE OWNER ESSENTIALS PACKAGE TO CUSTOMIZE FOR HOW YOU USE YOUR RANGER.**

## FARM PACKAGE

2885077 Sport Roof - Poly P. 64

2889187 Convex Weatherproof Rearview Mirror P. 68

2885095 Polaris HD 1,588 kg Winch P. 69


2889538 Headache Rack P. 70

2889189 Cargo Bed Mat P. 70

## HUNT PACKAGE

2889666 Rear Headache Rack - Winch Ready P. 68

2889199  Storage Box P. 70

2885088  Front Hood Storage Rack P. 70

2890134 300 Lb. Rear Cargo Box Winch P. 70


2889181 Rock Guard with Step - Crew\* P. 71

2884299 RIGID® SR-Series 81 cm Combo LED Light Bar P. 87

2890053 Light Bar Mount P. 87

2889161 Polaris PULSE Wiring Harness - 1 LED Light Bar P. 92

2882036 Kolpin Stronghold Gun Boot XL P. 94

2884106  Kolpin Stronghold Auto-Latch Boot Mount P. 94

\*2-Seat uses 2889180

## LANDOWNER PACKAGE

2889189 Cargo Bed Mat P. 70


2889199  Storage Box P. 70

2881533  Tool Rack P. 70

2889791 Pro Armor 84 cm Single-Row Combo LED Light Bar P. 87

## TRAIL PACKAGE

2880551 Rear A-Arm Guards P. 71

2889183  Bed Extender/Divider P. 70

2889199  Storage Box P. 70

2889181 Rock Guard with Step - Crew\* P. 71

2889790 Pro Armor 78.7 cm Dual-Row Combo LED Light Bar P. 87

2890053 Light Bar Mount P. 87

2889161 Polaris PULSE Wiring Harness - 1 LED Light Bar P. 92

\*2-Seat uses 2889180



# ROOFS



## POLY FEATURES

- Water run-off
- Polaris PULSE plug and play
- Liner ready
- Lightweight



SEALED COVERAGE



REDUCE STANDING WATER



EASY AND FAST INSTALLATION

## POLARIS ENGINEERED ADVANTAGES

## POLY

Lightweight, durable and impact-resistant. A poly roof can take the abuse of a tight trail and still protect.



2-SEAT



CREW



### PRO SHIELD CAB SYSTEMS

#### SPORT ROOF - POLY

- Offers reliable protection from the sun and rain
- Lightweight, durable polyethylene construction
- Simple one-time installation

- » 2-SEAT • BLACK • 2885077  
SP 570 '22-25
- » CREW • BLACK • 2885078  
CREW SP 570 '22-25

#### PREMIUM ROOF LINER

- Cut in-cab noise by 60% at idle and by 40% at 20 mph
- One-piece liner attaches quickly and securely using push darts
- Adds premium comfort and quieter cab ride
- » 2-SEAT (SHOWN) • 2885093  
SP 570 '22-25
- » CREW • 2885094  
CREW SP 570 '22-25

# DOORS

## POLARIS ENGINEERED ADVANTAGES



PREMIUM FEATURES



UNPRECEDENTED VENTILATION OPTIONS



EASY AND FAST INSTALLATION

## POLY

### CRANK WINDOW

Has manual crank windows for airflow adjustment in the cab with a fully finished black interior and exterior panels. Has a steel tube frame with a full 360° seal to keep out dust and rain.



PRO SHIELD CAB SYSTEMS

### MANUAL CRANK WINDOW DOORS

- Set of 2 doors
- » FRONT • 2885073  
SP 570 '22-25, CREW SP 570 '22-25  
SHOWN WITH EXTERIOR DOOR ACCENT PANEL 2889389-795

- Set of 2 doors
- » REAR • 2885074  
CREW SP 570 '22-25  
SHOWN WITH EXTERIOR DOOR ACCENT PANEL 2889390-795

## CANVAS

### ZIP WINDOW

Heavy-duty 23-oz durable protection with adjustable zipper ventilation and see-through bottom panel. Powder-coated steel rod door frames provide strength and enhance fit and finish.



### ZIP WINDOW DOORS

- Set of 2 doors
- » FRONT • 2885075  
SP 570 '22-25, CREW SP 570 '22-25

- Set of 2 doors
- » REAR • 2885076  
CREW SP 570 '22-25



### EXTERIOR DOOR ACCENT PANELS

- Replace stock gloss black accent panels
- Painted plastic and clear-coated for UV protection
- Install easily with a single screw
- Comes as a pair
- Compatible with poly manual crank windows doors only



FRONT 2889389-728  
REAR 2889390-728



2889391-587  
2889392-587



2889850-902  
2889851-902



2889389-560  
2889390-560



2889389-849  
2889390-849

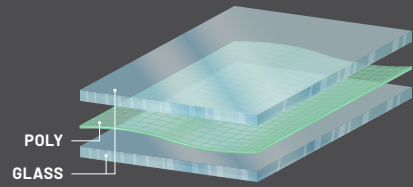


2889389-795  
2889390-795

# WINDSHIELDS & REAR PANELS

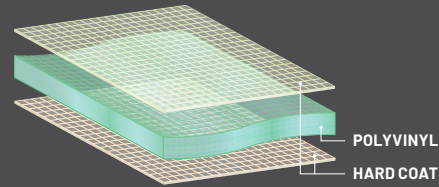
POLARIS ENGINEERED ADVANTAGES

## GLASS vs HARD COAT POLY



Superior optical clarity (automotive level)  
 Scratch-resistant  
 Curved to fit, seals tight  
 Cold weather / heavy duty  
 Wiper ready


Lightweight, flexible, easy to store/remove  
 Impact-resistant  
 Tight seal keeps out rain and dust  
 30x more scratch resistant



LOCK & RIDE  
 REVOLUTIONARY INSTALLATION



AIRTIGHT GASKET SEAL



VENTING OPTIONS



MULTI-FUNCTION FEATURES

## WINDSHIELDS

OPEN



PRO SHIELD  
 CAB SYSTEMS

### FULL TIP-OUT WINDSHIELD - GLASS

- Tip-out design offers three positions: open, closed and vented
- Gas shocks assist in easy opening and closing
- 360° gasket for reliable protection and comfort
- Scratch-resistant automotive-style curved glass
- Interior sound dampening and optimized visibility

» 2885079

SP 570 '22-25, CREW SP 570 '22-25



### VENTED WINDSHIELD - HARD COAT POLY

- Frameless design for maximum visibility
- Added vents for airflow on a hot day or defrosting on a cold day

» 2883342

SP 570 '22-25, CREW SP 570 '22-25



PRO SHIELD  
 CAB SYSTEMS

### FULL WINDSHIELD - POLY TOP SELLER

- Durable, optical-grade, 0.6 cm-thick polycarbonate offers outstanding rider protection and visibility
- Windshield has minimal perimeter framework for full visibility

» 2883318

SP 570 '22-25, CREW SP 570 '22-25



PRO SHIELD  
 CAB SYSTEMS

### FULL GLASS WINDSHIELD - CLEAR

- Scratch-resistant, curved laminate safety glass
- Protects against wind, rain and other hazardous debris
- UV-blocking interlayer and 360° gasket seal

» 2885080

SP 570 '22-25, CREW SP 570 '22-25



PRO SHIELD  
 CAB SYSTEMS

### FULL WINDSHIELD - HARD COAT POLY TOP SELLER

- Durable, optical-grade, 0.6 cm-thick polycarbonate offers outstanding rider protection and visibility
- Windshield has minimal perimeter framework for full visibility

» 2883319

SP 570 '22-25, CREW SP 570 '22-25



### HALF WINDSHIELD - POLY

- Strong, durable polycarbonate half windshield delivers a combination of protection and airflow into the cab
- Half windshield offers protection from rain, sleet, spray, and off-road hazards

» 2883320

SP 570 '22-25, CREW SP 570 '22-25



## REAR PANELS



PRO SHIELD  
 CAB SYSTEMS

### REAR PANEL - GLASS TOP SELLER

- Durable, tempered laminate glass provides a high level of scratch resistance

» 2879965

SP 570 '22-25, CREW SP 570 '22-25



PRO SHIELD  
 CAB SYSTEMS

### REAR PANEL - POLY TOP SELLER

- Strong, 0.6 cm-thick polycarbonate provides outstanding impact and scratch resistance

» 2879812

SP 570 '22-25, CREW SP 570 '22-25



### REDUCE IN-CAB DUST SWIRL BY ADDING A REAR PANEL

With a windshield and roof installed, turbulent air develops behind the cab. Add a rear panel to reduce dust intrusion from this swirl.

# CAB COMFORT & CONVENIENCE



## HEATER KIT

- Climate control for the cab of your off-road vehicle
- Total of four dash mounted vents with two positioned for defrosting the windshield and the other two for heating the cab
- Simple, dash-mounted controls
- Manually operated vents for airflow control

» 2885082

SP 570 '22-25, CREW SP 570 '22-25  
SP 570 SPORT MODELS REQUIRES FRONT PULSE BAR AND HARNESSSES (2889185), SOLD SEPARATELY



## WINDSHIELD WIPER & WASHER KIT

- Helps clear hazardous dirt, rain and debris from your windshield

» 2885083

SP 570 '22-25, CREW SP 570 '22-25  
SP 570 SPORT MODELS REQUIRES FRONT PULSE BAR AND HARNESSSES (2889185), SOLD SEPARATELY



## CONVEX WEATHERPROOF REAR VIEW MIRROR

- Convex design for a broader view of traffic
- Durable, weatherproof construction
- Mount the bolts into your choice of pre-designated mounting locations
- Compatible with roof, windshield, and other accessories

» 2889187

SP 570 '22-25, CREW SP 570 '22-25



## SIDE VIEW MIRRORS

- » DOOR MOUNTED • 2889241
- » ROPS-MOUNTED (SHOWN) • 2889243

SP 570 '22-25, CREW SP 570 '22-25



## RANGER SP 570 LED HEADLIGHTS

- Add this kit to improve brightness and illumination over stock halogen lights

» 2889877

SP 570 '22-25, CREW SP 570 '22-25



## 12V CARGO BED POWER KIT WITH DASH SWITCH

- Maximize productivity with 12v Cargo Box Power Port to power your tools or accessories to get the job done

» 2889874

SP 570 '22-25, CREW SP 570 '22-25



## FLOOR MATS - FRONT

- Protects floors from dirt and wear
- Textured, non-slip surface

» 2889186

SP 570 '22-25, CREW SP 570 '22-25



## REAR HEADACHE RACK - WINCH READY

- Mounts to rear ROPs of vehicle
- Expanded metal screen allows rear visibility and protects rear panel from damage
- Used to mount rear mounted winch

» 2889666

SP 570 '22-25, CREW SP 570 '22-25



## SUN VISOR

- Injection molded visors for seamless fit to protection from the sun

» 2890288

SP 570 '22-25, CREW SP 570 '22-25

## LED DOME LIGHT

- LED Dome light provides optimal visibility in the cab
- Easy to install

» 2889159

SP 570 '22-25, CREW SP 570 '22-25  
SP 570 NON-PREMIUM AND NON-NORTHSTAR MODELS REQUIRE FRONT PULSE BAR AND HARNESSSES 2889185

## SP 570 SEAT COVERS - BLACK

- Strong, durable Carhartt® seat covers for both the seat bottom and backrest
- Designed to fit snug and stay wrinkle free, so it won't slip, slide, or bunch up
- Machine washable for easy cleaning

» 2889879-458

SP 570 '22-25, CREW SP 570 '22-25

## SPEEDKEY

» 2879988

SP 570 '22-25, CREW SP 570 '22-25

## ELECTRONIC POWER STEERING KIT\*\*

- Smoothest, most powerful electronic power steering available for your Polaris RANGER
- Variable assist for easier steering at lower speeds
- Greater responsiveness at higher speeds
- Front PULSE Bar and Harness required, sold separately

» 2889464

» EPS HARNESS KIT • 2890069

SP 570 '22-25, CREW SP 570 '22-25

\*\*Check with your local dealer for availability.

## HORN KIT

- Adds a warning horn to console area of vehicle

» 2889160

SP 570 '22-25, CREW SP 570 '22-25  
SP 570 NON-PREMIUM AND NON-NORTHSTAR MODELS REQUIRE FRONT PULSE BAR AND HARNESSSES 2889185

## CAB SEAL KIT

- Seal out dust from your UTV cab
- Reduces dust from getting on dash and seat

» 2889201

SP 570 '22-25, CREW SP 570 '22-25  
(INCLUDED WITH PREMIUM DOORS)

## FRONT PULSE BAR AND HARNESS

- This kit is needed to install any electrical accessories to a base vehicle

» 2-SEAT • 2889185

SP 570 '22-25, CREW SP 570 '22-25

» CREW • 2889568

CREW SP 570 '22-25

# AUDIO

## POLARIS RIDE COMMAND

### 7" DISPLAY POWERED BY RIDE COMMAND

» 2884072

SP 570 '22-25  
SPEAKERS NOT INCLUDED

MORE INFORMATION P. 88



## JBL® DASH AUDIO KIT

- System mounts into pre-designated locations in the vehicle dash
- Complete UTV audio solution gives your vehicle a performance-ready sound system
- Includes four off-road grade, water- and dust-proof speakers, and one head unit
- Head unit features AM/FM/WB tuner, USB input and Bluetooth® compatibility for wireless streaming

» 2885081

SP 570 '22-25

TO INSTALL JBL® DASH AUDIO KIT AND 7" DISPLAY POWERED BY RIDE COMMAND (2884072), 7" DISPLAY MOUNT KIT (2889163) IS REQUIRED, SOLD SEPARATELY.

# WINCHES

## FEATURES & BENEFITS

## PRO HD SERIES

## HD SERIES

### RAPID ROPE RECOVERY

Retrieve cable 5x as fast as standard mode on other Polaris winches. Get back to riding or complete your task quicker.



NOT AVAILABLE

### AUTO STOP TECHNOLOGY

Auto Stop technology protects and extends the life of your winch by automatically stopping the winch at the end of pull to prevent over-spooling.



WIRELESS STANDARD, WIRED OPTION

### WIRELESS REMOTE

Operate your winch wirelessly from within 50 ft of the vehicle.

### PREMIUM SYNTHETIC ROPE

Lightweight, extremely strong and flexible 50 ft long rope stands up to any tough job.



ADD SYNTHETIC ROPE  
2878888

## MODEL

2,041 KG

1,588 KG

ADD REQUIRED CABLES

SP 570 '22-25  
CREW SP 570 '22-25

2885096

TOP SELLER  
2885095

2-SEAT  
& CREW MODELS  
2889185

## UPGRADE YOUR CONTROLS HD OR PRO HD WINCHES

### WIRED REMOTE CONTROL

- Kit includes remote handle and socket
- » REMOTE HANDLE & SOCKET KIT  
2889600

### WIRELESS WINCH REMOTE

- Add convenience and safety to your integrated winch system
- Capable of operating the winch from up to 50-feet away
- Avoid tangled cables and eliminate the risk of damaged control cables

» 2889840

SP 570 '22-25

### POWER CONTROLLER


- Control your winch and plow hydraulics directly from the shift knob

» 2889162

SP 570 '22-25



# STORAGE



Exclusive and available on all Polaris vehicles, Lock & Ride accessories let you quickly change from one task to another with hundreds of options.

With the flip of a lever, Lock & Ride plungers use outward pressure to expand for a secure fit.



## LR SPARE TIRE CARRIER

- Includes one spare tire carrier
- Quick installation
- Tire carrier mounts to the rear cab to keep cargo bed free and easily accessible
- Maximum tire size supported is 30"

» 2889193  
SP 570 '22-25, CREW SP 570 '22-25



## LR STORAGE BOX

- Provides enough room to store all the tools you need to get the job done
- Internal organizational dividers keep gear from rolling around
- Easily detaches from vehicle

» 2889199  
SP 570 '22-25, CREW SP 570 '22-25



## HEADACHE RACK

- Provides extreme cargo versatility to your UTV
- Strong steel tube construction for maximum durability

» 2889538  
SP 570 '22-25, CREW SP 570 '22-25



## CARGO BED MAT

- Protects cargo box, reduces drivetrain noise, and keeps cargo more secure with non-slip design
- Thick (3.18 mm) rubber mat construction

» 2889189  
SP 570 '22-25, CREW SP 570 '22-25



## LR BED EXTENDER/DIVIDER

- Increase your cargo capacity and UTV storage
- Extend the cargo bed or divide cargo within the bed
- Lock & Ride technology for easy install without tools
- Made from durable steel and powder-coated finish

» 2889183  
SP 570 '22-25, CREW SP 570 '22-25



## LR FRONT HOOD STORAGE RACK

- Increases storage and protects against brush and debris
- Steel construction with a durable powder-coated finish
- Lock & Ride functions for easy install, on and off maneuvering of the basket, and under-hood access
- Weight Capacity: 100 lbs.

» 2885088  
SP 570 '22-25, CREW SP 570 '22-25  
NOT COMPATIBLE WITH UPPER BRUSH GUARD (2885084) AS IT USES SAME MOUNTING POINTS



## LR TOOL RACK

- Attach on the inside or outside of the cargo bed

» 2881533  
SP 570 '22-25, CREW SP 570 '22-25



## 300 LB. REAR CARGO BOX WINCH

- 300 lb. pull force winch that mounts to rear headache rack
- Allows for easy loading of big game or other large and heavy items in the bed

» 2890134  
SP 570 '22-25, CREW SP 570 '22-25  
REQUIRES HEADACHE RACK (2889538), SOLD SEPARATELY



## LR D-RINGS TOP SELLER

- The most versatile Lock & Ride accessory: add as many as you need to secure your cargo with bungee cords or straps

» 2881545  
SP 570 '22-25, CREW SP 570 '22-25



## FIRE EXTINGUISHER HOLDER

- Quick-release strap allows for easy access

» 2882158  
SP 570 '22-25, CREW SP 570 '22-25



## TRASH CAN HAULER

- Receiver mounted trash can hauler that allows slow speed towing of 2 trash cans
- Ideal for hauling cans down long driveways

» 2889876  
SP 570 '22-25, CREW SP 570 '22-25



## LR CHAINSAW MOUNT

» 2879354  
SP 570 '22-25, CREW SP 570 '22-25

# PROTECTION



## UPPER FRONT BRUSHGUARD

- Made from tubular steel and provides additional protection for front fenders and headlights
- Attaches to stock front bumper
- Durable, scratch-resistant, black powder-coat finish

» 2885084  
SP 570 '22-25, CREW SP 570 '22-25  
FITS PREMIUM MODELS ONLY  
NOT COMPATIBLE WITH HOOD RACK (2885088)  
USES SAME MOUNTING LOCATIONS  
REQUIRES PREMIUM WELD-BUMPER (1028432-458), SOLD SEPARATELY



## REAR BRUSHGUARD

- Made from tubular steel and provides additional protection for taillights
- Durable, scratch-resistant, black powder-coat finish
- Reliably enhances back-end protection of vehicle

» 2885087  
SP 570 '22-25, CREW SP 570 '22-25



## ROCK GUARD WITH STEP

- Reliable, hard-working protection for edges of vehicle
- Mounts directly to the frame, instead of underneath, for maximum ground clearance

» 2-SEAT (SHOWN) • 2889180  
SP 570 '22-25  
» CREW • 2889181  
CREW SP 570 '22-25



## A-ARM GUARDS

- Valuable, reliable protection for vital front suspension components exposed to the rigors of off-road environments
- Strong, durable, lightweight polyethylene construction withstands off-road impacts to protect the A-Arms

» FRONT (SHOWN) • 2885097  
» REAR • 2880551  
SP 570 '22-25, CREW SP 570 '22-25  
NOT COMPATIBLE WITH MODELS THAT HAVE FRONT SWAY BAR

## STRAPS

### 3.8 CM X 4.6 M 2494.4 KG RATCHET STRAP

- Heavy-duty webbing
- 2 pack

» 2884031



### LR QUICKSTRAP

- The quickest and most secure way to mount Polaris accessories
- Sold as a pair

» 2882187  
ALL COOLERS, RANGER CARGO BOXES



### 5.1 CM X 6.1 M 4535.9 KG RATCHET STRAP

- Heavy-duty webbing

» 2884032



# DO MORE:



COOLERS P. 96



HUNT P. 94




COLD WEATHER P. 82



LIGHTING P. 86


# MAINTENANCE PARTS & FLUIDS



**POLARIS ENGINEERED PARTS AND OIL** have been validated and tested extensively, specifically for your vehicle. In order to maintain the peak performance of your Polaris vehicle only use official Polaris Engineered parts and oil.



We're taking the passion of our riders, workers, and outdoor enthusiasts to the next level with HD Parts. These Heavy Duty parts are engineered for riders who want greater durability and enhanced performance. HD Parts are designed and tested to handle greater wear and tear under all weather conditions.



- A DRIVE BELT**  
» 3211218
- B BRAKE PADS**  
» 2203318  
» **HD** • 2208936
- C OIL FILTER**  
» 2540086  
» **HD** • 2202498
- D BATTERY**  
» 4014132-P  
» **HD** • 4081855
- E AIR FILTER**  
» 7082037
- F SPARK PLUG**  
» 3022662

**LOOKING FOR MORE SERVICE PARTS?**  
See P. 113 to learn how to find parts for your model.

## MAINTENANCE MADE EASY



**ORV MAINTENANCE KIT**  
Includes Oil Change Kit, Gearcase Fluids, Air Filter, & Spark Plug  
» 2891115  
SP 570 '22-25, CREW SP 570 '22-25



**OIL CHANGE KITS**  
2.4 L Engine Oil (oil varies by kit), 1 Oil Filter (2540086) & 1 Drain Plug Washer  
» PS-4 • 2202166  
» PS-4 EXTREME • 2890056



**G ENGINE OIL** P. 108  
» PS-4 • .95 L • 2876244  
» PS-4 • 3.8 L • 2876245  
» PS-4 EXTREME • .95 L • 2889395  
» PS-4 EXTREME • 3.8 L • 2889396



**H DEMAND DRIVE FLUID**  
For front gearcase  
» .95 L • 2877922  
» 9.5 L • 2877923



**I AGL**  
For transmission  
» .95 L • 2878068  
» 3.8 L • 2878069  
» EXTREME • .95 L • 2891028



**J DOT 4 BRAKE FLUID**  
» 355 ML • 2872189

## MAINTENANCE SCHEDULE\*

Claims made based off testing and performance of Polaris HD Parts against standard OEM parts made by Polaris and competitor brands under normal use. For more information regarding Polaris HD parts including vehicle compatibility, installation and maintenance, please contact your authorized Polaris ORV dealer.

### BREAK-IN MAINTENANCE

FIRST 25 HRS | 500 MI / 800 KM

- ENGINE OIL & OIL FILTER CHANGE
- BATTERY TEST & CLEAN  
REPLACE AS NEEDED
- FRONT GEARCASE CHANGE FLUID
- TRANSMISSION FLUID INSPECT  
ADD LUBRICANTS AS NEEDED

### 12 MONTHS

200 HRS | 2,000 MI / 3,200 KM

- BRAKE FLUID INSPECT  
ADD AS NEEDED
- BRAKE PADS REPLACE  
REPLACE AS NEEDED
- ENGINE OIL & OIL FILTER CHANGE
- FRONT GEARCASE CHANGE FLUID
- GENERAL LUBRICATION ALL FITTINGS, PIVOTS, CABLES, ETC.

- SPARK PLUGS INSPECT  
REPLACE AS NEEDED
- AIR FILTER REPLACE
- BATTERY TEST & CLEAN  
REPLACE AS NEEDED
- DRIVE BELT INSPECT  
REPLACE AS NEEDED
- HD MODELS ONLY  
TRANSMISSION CHANGE FLUID

### 24 MONTHS

400 HRS | 4,000 MI / 6,400 KM

- BRAKE FLUID CHANGE
- BRAKE PADS INSPECT  
REPLACE AS NEEDED
- ENGINE OIL & OIL FILTER CHANGE
- FRONT GEARCASE CHANGE FLUID
- GENERAL LUBRICATION ALL FITTINGS, PIVOTS, CABLES, ETC.
- SPARK PLUGS INSPECT  
REPLACE AS NEEDED

- AIR FILTER REPLACE
- BATTERY TEST & CLEAN  
REPLACE AS NEEDED
- DRIVE BELT INSPECT  
REPLACE AS NEEDED
- HD MODELS ONLY  
TRANSMISSION CHANGE FLUID

### 36 MONTHS

600 HRS | 6,000 MI / 9,700 KM

- BRAKE FLUID INSPECT  
ADD AS NEEDED
- BRAKE PADS INSPECT  
REPLACE AS NEEDED
- ENGINE OIL & OIL FILTER CHANGE
- FRONT GEARCASE CHANGE FLUID
- GENERAL LUBRICATION ALL FITTINGS, PIVOTS, CABLES, ETC.

- SPARK PLUGS INSPECT  
REPLACE AS NEEDED
- AIR FILTER REPLACE
- BATTERY TEST & CLEAN  
REPLACE AS NEEDED
- DRIVE BELT INSPECT  
REPLACE AS NEEDED
- HD MODELS ONLY  
TRANSMISSION CHANGE FLUID

FOR A COMPLETE MAINTENANCE SCHEDULE, CHECK YOUR OWNER'S MANUAL

RANGER SP 570  
ROOFS & DOORS  
WINDSHIELDS & REAR PANELS  
CAB COMFORT & CONVENIENCE  
AUDIO  
STORAGE & PROTECTION  
MAINTENANCE PARTS & FLUIDS

# ALL THE RIGHT TOOLS FOR THE JOB



## ROOFS



### SPORT ROOF

- Lightweight, rugged polyethylene construction
- Offers protection from sun and rain
- Does not work with Full Doors
- » **TOP SELLER** 3-SEAT • 2877946  
570 FULL SIZE '17-25
- » CREW • 2878755  
CREW 570 FULL SIZE '17-21



### BIMINI SOFT TOP

- Tight-fitting canvas soft top with easy on/off design
- Lightweight 600 denier, solution-dyed polyester construction
- » 2876963-067  
570 FULL SIZE '17-25

## ROOF/REAR PANEL



### CANVAS ROOF/REAR PANEL

- Constructed from premium, mold-resistant polyester with UV stabilizers
- Durable, heat-sealed vinyl window for crack resistance
- » 2883471  
570 FULL SIZE '17-25

## WINDSHIELDS



### POLY WINDSHIELD

- Optical-grade, .6 cm-thick polycarbonate for outstanding protection and visibility
- » HARD COAT POLY • 2879489  
CREW 570 FULL SIZE '18-25, 570 FULL SIZE '17-25
- » **TOP SELLER** POLY • 2876958  
CREW 570 FULL SIZE '18-25, 570 FULL SIZE '17-25



### LR HALF WINDSHIELD

- Durable, optical-grade, .45 cm-thick polycarbonate for impact-resistance
- Half-height design delivers improved airflow for hot/dusty conditions
- Retains sporty, rugged look
- » 2878756  
CREW 570 FULL SIZE '18-25, 570 FULL SIZE '17-25

## REAR PANEL



### POLY REAR PANEL

- Constructed from thick, impact resistant polycarbonate
- Delivers protection from the elements and a quieter ride
- Scratch-resistant for years of clear vision
- Contoured design eliminates perimeter framework for full rearward visibility
- » 2878165  
CREW 570 FULL SIZE '18-25, 570 FULL SIZE '17-25

## DOORS



### RANGER CANVAS DOORS

- Constructed from premium, mold-resistant polyester with UV stabilizers
- Durable, heat-sealed vinyl window for crack resistance
- Zip-down windows for adjustable ventilation
- » 2876962-067  
570 FULL SIZE '17-25  
REQUIRES CANVAS ROOF/REAR PANEL (2883471), SOLD SEPARATELY  
DOES NOT FIT WITH 3-SEAT SPORT ROOF (2877946) OR BIMINI SOFT TOP (2876963-067)

## PROTECTION



### BRUSHGUARDS

- Provides front impact resistance and headlight protection
- Durable, scratch-resistant black powder-coated finish
- Can be used with accessory winch or plow system
- Does not interfere with rear cargo drop gate
- » FRONT • 2881662  
» REAR • 2881661  
CREW 570 FULL SIZE '18-25, 570 FULL SIZE '17-25



### HORN

- » 2875048  
570 FULL SIZE '17-25

### REVERSE BEEPER

- » 2880631  
CREW 570-4 '15-21, 570 '17-25, 500 '17-22

## WINCHES

FEATURES & BENEFITS	PRO HD SERIES	HD SERIES	
<b>RAPID ROPE RECOVERY</b>	STANDARD	NOT AVAILABLE	
<b>AUTO STOP TECHNOLOGY</b>	STANDARD	OPTION	
<b>WINCH LINE</b>	SYNTHETIC ROPE	STEEL CABLE	
<b>CONTROL</b>	WIRELESS STANDARD, WIRED OPTION	WIRED STANDARD, WIRELESS OPTION	
<b>MODEL</b>	<b>2,041 KG</b>	<b>1,588 KG</b>	ADD REQUIRED CABLES
<b>570 FULL-SIZE '16-25 CREW 570 FULL-SIZE '16-25</b>	2882238 	<b>TOP SELLER</b> 2881669 	<b>3-SEAT MODELS</b> 2881684 <b>CREW MODELS</b> 2880929

## UPGRADE YOUR HD WINCH WITH THESE ACCESSORIES

### WIRELESS REMOTE

- Up to 15 m range with LED indicator
- Direct plug and play operation
- » 2879316  
WORKS WITH 2881669



### SYNTHETIC ROPE

- » 1,588 KG 2878888
- » 1,588 KG 2879187



### STEEL CABLE

- » 1,588 KG 2878890



### AUTO STOP UPGRADE

- Billet aluminum
- Replaces stock fairlead
- » 2881693  
WORKS WITH 2881669  
SYNTHETIC ROPE REQUIRED

## UPGRADE YOUR CONTROLS HD OR PRO HD WINCHES

### WIRED REMOTE CONTROL

- Must order remote handle and socket together
- » REMOTE HANDLE 4013466
- » SOCKET 4014228

### POWER CONTROLLER

- Control your winch and plow hydraulics directly from the shift knob
- » 2879227  
EV '15-21, CREW 570-4 '14-21, 570 FULL SIZE '17-25, 570 '11-25, 500 '17-22



## DO MORE:



COOLERS P. 96



HUNT P. 94



COLD WEATHER P. 82




LIGHTING P. 86



ADD STORAGE TO YOUR RANGER 570 P. 70


# MAINTENANCE PARTS & FLUIDS



**POLARIS ENGINEERED PARTS AND OIL** have been validated and tested extensively, specifically for your vehicle. In order to maintain the peak performance of your Polaris vehicle only use official Polaris Engineered parts and oil.



We're taking the passion of our riders, workers, and outdoor enthusiasts to the next level with HD Parts. These Heavy Duty parts are engineered for riders who want greater durability and enhanced performance. HD Parts are designed and tested to handle greater wear and tear under all weather conditions.



**A DRIVE BELT**  
» 3211169  
» **HD** • 3212326



**B BRAKE PADS**  
» FRONT • 2205949  
» FRONT • **HD** • 2208933  
» REAR • 2202413  
» REAR • **HD** • 2208934



**C OIL FILTER**  
» 2540086  
» **HD** • 2522498



**D BATTERY**  
» 4012622



**E AIR FILTER**  
» 7082037



**F SPARK PLUG**  
» 3022662

**LOOKING FOR MORE SERVICE PARTS?**  
See P. 113 to learn how to find parts for your model.



**G ENGINE OIL** P. 108  
» PS-4 • .95 L • 2876244  
» PS-4 • 3.8 L • 2876245  
» PS-4 EXTREME • .95 L • 2889395  
» PS-4 EXTREME • 3.8 L • 2889396



**H DEMAND DRIVE FLUID**  
For front gearcase  
» .95 L • 2877922  
» 9.5 L • 2877923



**I AGL**  
For transmission  
» .95 L • 2878068  
» 3.8 L • 2878069  
» EXTREME • .95 L • 2891028



**J DOT 4 BRAKE FLUID**  
» 355 ML • 2872189

## MAINTENANCE MADE EASY



**ORV MAINTENANCE KIT**  
Includes Oil Change Kit, Gearcase Fluids, Air Filter, & Spark Plug  
» 2891115  
570 FULL SIZE / CREW 15-25



**OIL CHANGE KITS**  
2.4 L Engine Oil (oil varies by kit), 1 Oil Filter (2540086) & 1 Drain Plug Washer  
» PS-4 • 2202166  
» PS-4 EXTREME • 2890056

## MAINTENANCE SCHEDULE\*


Claims made based off testing and performance of Polaris HD Parts against standard OEM parts made by Polaris and competitor brands under normal use. For more information regarding Polaris HD parts including vehicle compatibility, installation and maintenance, please contact your authorized Polaris ORV dealer.

BREAK-IN MAINTENANCE	6 MONTHS	12 MONTHS	18 MONTHS	24 MONTHS	30 MONTHS	36 MONTHS
FIRST 25 HRS   250 MI / 400 KM	50 HRS   500 MI / 800 KM	100 HRS   1,000 MI / 1,600 KM	150 HRS   1,500 MI / 2,500 KM	200 HRS   2,000 MI / 3,200 KM	250 HRS   2,500 MI / 4,000 KM	300 HRS   3,000 MI / 4,800 KM
<b>ENGINE OIL &amp; OIL FILTER CHANGE</b> <b>FRONT GEARCASE INSPECT FLUID</b> <small>ADD AS NEEDED</small> <b>TRANSMISSION INSPECT FLUID</b> <small>ADD AS NEEDED</small>	<b>ENGINE OIL &amp; OIL FILTER CHANGE</b> <b>GENERAL LUBRICATION ALL FITTINGS, PIVOTS, CABLES, ETC.</b> <b>DRIVE BELT INSPECT</b> <small>REPLACE AS NEEDED</small> <b>TRANSMISSION CHANGE FLUID</b> <b>BATTERY TEST &amp; CLEAN</b> <small>REPLACE AS NEEDED</small> <b>BRAKE PADS INSPECT</b> <small>REPLACE AS NEEDED</small>	<b>ENGINE OIL &amp; OIL FILTER CHANGE</b> <b>GENERAL LUBRICATION ALL FITTINGS, PIVOTS, CABLES, ETC.</b> <b>DRIVE BELT INSPECT</b> <small>REPLACE AS NEEDED</small> <b>FRONT GEARCASE CHANGE FLUID</b> <b>TRANSMISSION CHANGE FLUID</b> <b>SPARK PLUGS INSPECT</b> <small>REPLACE AS NEEDED</small>	<b>BATTERY TEST &amp; CLEAN</b> <small>REPLACE AS NEEDED</small> <b>BRAKE FLUID INSPECT</b> <small>ADD AS NEEDED</small> <b>BRAKE PADS INSPECT</b> <small>REPLACE AS NEEDED</small> <b>AIR FILTER CHANGE</b>	<b>REPEAT 12 MONTH MAINTENANCE</b> <b>BRAKE FLUID CHANGE</b>	<b>ENGINE OIL &amp; OIL FILTER CHANGE</b> <b>GENERAL LUBRICATION ALL FITTINGS, PIVOTS, CABLES, ETC.</b> <b>DRIVE BELT INSPECT</b> <small>REPLACE AS NEEDED</small> <b>TRANSMISSION CHANGE FLUID</b> <b>BATTERY TEST &amp; CLEAN</b> <small>REPLACE AS NEEDED</small> <b>BRAKE PADS INSPECT</b> <small>REPLACE AS NEEDED</small>	<b>REPEAT 12 MONTH MAINTENANCE</b>

FOR A COMPLETE MAINTENANCE SCHEDULE, CHECK YOUR OWNER'S MANUAL

\*This is a sample maintenance schedule. Please reference and use your owners manual for full maintenance and vehicle care.

# RANGER 150 EFI



## MAINTENANCE PARTS & FLUIDS

**POLARIS ENGINEERED PARTS AND OIL** have been validated and tested extensively, specifically for your vehicle. In order to maintain the peak performance of your Polaris vehicle only use official Polaris Engineered parts and oil.



**YOUTH CRAWLER TIRE**

- Premium durability to ride longer
- Increased ground clearance and performance
- » 22" x 8" R12 • 5416945
- » 22" x 10" R12 • 5416944



**YOUTH BUCKLE WHEEL**

- » FRONT • 12" x 7" • 1524114
- » REAR • 12" x 8" • 1524115



**PRO ARMOR WHEEL & TIRE KIT: YOUTH CRAWLER & BUCKLE**

- » 2885154




**FULL WINDSHIELD - POLY**

- .32 cm clear poly carbonate
- Mounts with Lock & Ride
- » 2889854



**HALF WINDSHIELD - POLY**

- 33 cm tall to provide protection and allow airflow
- .32 cm clear poly carbonate
- Mounts with Lock & Ride
- » 2889855



**REAR PANEL - POLY**

- .32 cm clear poly carbonate
- Mounts with Lock & Ride
- » 2889856



**FRONT & REAR BRUSHGUARD SET**

- Durable, e-coated steel construction
- Front and rear brushguard included
- » 2883287



**SPORT ROOF - POLY**

- Stay protected from rain, snow and sun
- Easily installs
- » 2883289



**DRIVE BELT**

- » 3050270



**BRAKE PADS**

- » FRONT • 1912970
- » REAR • 1912971



**OIL FILTER**

- » 3023344



**BATTERY**

- » 4010678



**AIR FILTER**

- » 7082249



**SPARK PLUGS**

- » 3050051



**ENGINE OIL**

- SEE P. 108 FOR DETAILS



**ANGLE DRIVE FLUID**

- » .95 L • 2889280



**DEMAND DRIVE FLUID**

- » .95 L • 2877922
- » 9.5 L • 2877923



**AGL**

- » .95 L • 2878068
- » 3.8 L • 2878069
- » EXTREME • .95 L • 2891028



**DOT 4 BRAKE FLUID**

- » 355 ML • 2872189



**ALL-SEASON GREASE TUBE**

- » 89 ML • 2871322
- » 414 ML • 2871423

## MAINTENANCE SCHEDULE\*

BREAK-IN MAINTENANCE	6 MONTHS	12 MONTHS	18 MONTHS	24 MONTHS
FIRST 5 HRS   50 MI / 80 KM	25 HRS   500 MI / 800 KM	50 HRS   1000 MI / 1600 KM	75 HRS   1,500 MI / 2,500 KM	100 HRS   2,000 MI / 3,200 KM
ENGINE OIL & OIL FILTER CHANGE	ENGINE OIL & OIL FILTER CHANGE	ENGINE OIL & OIL FILTER CHANGE	ENGINE OIL & OIL FILTER CHANGE	ENGINE OIL & OIL FILTER CHANGE
DRIVE CHAIN ADJUST & LUBRICATE	BATTERY TEST & CLEAN REPLACE AS NEEDED	BATTERY TEST & CLEAN REPLACE AS NEEDED	BATTERY TEST & CLEAN REPLACE AS NEEDED	TRANSMISSION CHANGE FLUID
BRAKE PAD INSPECT REPLACE AS NEEDED	GENERAL LUBRICATION ALL FITTINGS, PIVOTS, CABLES, ETC.			SPARK PLUG INSPECT REPLACE AS NEEDED
				DRIVE BELT INSPECT REPLACE AS NEEDED
				BATTERY TEST & CLEAN REPLACE AS NEEDED

FOR A COMPLETE MAINTENANCE SCHEDULE, CHECK YOUR OWNER'S MANUAL

\*This is a sample maintenance schedule. Please reference and use your owners manual for full maintenance and vehicle care.



# WINCHES

**DEPENDABLE. TOUGH.  
BUILT FOR THE OFF-ROAD.**

A Polaris Engineered winch is designed to help you get the job done right, get you on your way faster and prepare you for the unexpected.

## WHY POLARIS?

Polaris Off Road vehicles are engineered with designated mounting points and wiring for seamless install of Polaris Engineered winches.



TESTED **1,200+**  
PULLS AT MAX LOAD



BUILT TO WITHSTAND  
**-29° C** TEMPERATURES



OPERATES  
FULLY SUBMERGED



**MILITARY**  
TESTED & APPROVED

## UPGRADE YOUR CONTROLS

### DASH WINCH SWITCH KIT

- Allows user to add a dash switch as an additional means to control winch
- Compatible with all winches and other control methods (wireless/wired)

» 2889050

XD 1500 '24-25, CREW XD 1500 '24-25, XP 1000 '18-25, CREW XP 1000 '19-25, CREW 1000 '20-25, 1000 '20-25, XP KINETIC '23-24

### TOP SELLER POWER CONTROLLER

- Control winch/plow hydraulics from shift knob

» 2883247 (SHOWN)

XP 1000 '18-25, CREW XP 1000 '19-25, CREW 1000 '20-25, 1000 '20-25, XP KINETIC '23-24

REQUIRES WINCH ADAPTER (2884159), SOLD SEPARATELY, WHEN USING A WINCH FOR LIFTING DEVICE

» 2889162

SP 570 '22-25

» 2879227

EV '15-21, CREW 570-4 '14-21, 570 FULL SIZE '17-25, 570 '11-25, 500 '17-22

» 2889769

XD 1500 '24-25, CREW XD 1500 '24-25

### WIRED REMOTE CONTROL

- Handle and socket both required

» REMOTE HANDLE • 4013466

» SOCKET • 4017102

WORKS WITH 2889695

» SOCKET • 4014228

WORKS WITH 2885095 & 2881669

### WIRELESS WINCH REMOTE

- Add convenience and safety to your integrated winch system

- Capable of operating the winch from up to 50-feet away

- Avoid tangled cables and eliminate the risk of damaged control cables

» 2889840

SP 570 '22-25

### STEEL CABLE

» 1,588 KG

2878890



## REPLACEMENT PARTS

### SYNTHETIC ROPE

» 2,722 KG

2879188

» 1,588 KG

2879187



ADD A PLOW P. 82



**TOP-OF-THE-LINE FEATURES**  
BEST FOR PLOWING, HEAVY-DUTY OUTDOOR CHORES & TRAIL RIDING



**BUILT FOR THE OFF-ROAD**  
BEST FOR THE CASUAL OFF-ROAD RIDER

## FEATURES & BENEFITS

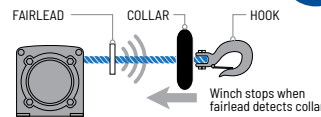
ALL POLARIS ENGINEERED WINCHES COME WITH:

- ✓ INTEGRATED WIRING, MOUNT, PREASSEMBLED
- ✓ HOOK WITH STRAP
- ✓ CUT STEEL GEARS & SEALED DRIVETRAIN
- ✓ SEALED PERMANENT MAGNET MOTOR



Retrieve cable 5x as fast as standard mode on other Polaris winches. Get back to riding or complete your task quicker.

1. Set winch dial to N (Neutral) to manually pull the rope out and secure the hook to your anchor point
2. Set winch dial to L (Low) for maximum pulling power while winching your load
3. Set winch dial to H (High) for retrieving the rope 5x faster with Rapid Rope Recovery



Auto Stop technology protects and extends the life of your winch by automatically stopping the winch at the end of pull to prevent over-spooling. While plowing, it prevents the plow frame from bending by stopping the winch once the plow has been lifted.



With its lightweight, yet extremely strong, design and superior flexibility, this 15.2 m long synthetic rope is easy to handle and can stand up to any tough job.



This convenient remote operates your Polaris winch wirelessly from within 15.2 m of the vehicle. Operate your winch safely outside your vehicle while on the job site or trails.

## PRO HD SERIES

## HD SERIES

FEATURES & BENEFITS	PRO HD SERIES	HD SERIES		
ALL POLARIS ENGINEERED WINCHES COME WITH: ✓ INTEGRATED WIRING, MOUNT, PREASSEMBLED ✓ HOOK WITH STRAP ✓ CUT STEEL GEARS & SEALED DRIVETRAIN ✓ SEALED PERMANENT MAGNET MOTOR	✓	✓		
<b>RAPID ROPE RECOVERY</b> 5x FASTER Retrieve cable 5x as fast as standard mode on other Polaris winches. Get back to riding or complete your task quicker. 1. Set winch dial to N (Neutral) to manually pull the rope out and secure the hook to your anchor point 2. Set winch dial to L (Low) for maximum pulling power while winching your load 3. Set winch dial to H (High) for retrieving the rope 5x faster with Rapid Rope Recovery	✓	NOT AVAILABLE		
<b>AUTO STOP TECHNOLOGY</b> Auto Stop technology protects and extends the life of your winch by automatically stopping the winch at the end of pull to prevent over-spooling. While plowing, it prevents the plow frame from bending by stopping the winch once the plow has been lifted.	✓	<p><b>ADD AUTO STOP TECHNOLOGY</b></p> <p>2889690 WORKS WITH KITS 2889695 SYNTHETIC ROPE REQUIRED</p> <p>2881693 WORKS WITH 2885095 &amp; 2881669 SYNTHETIC ROPE REQUIRED</p> <p><b>AUTO STOP UPGRADE + WIRELESS REMOTE</b> 2890991 WORKS WITH 2889275 SYNTHETIC ROPE REQUIRED</p>		
<b>PREMIUM SYNTHETIC ROPE</b> With its lightweight, yet extremely strong, design and superior flexibility, this 15.2 m long synthetic rope is easy to handle and can stand up to any tough job.	✓	<p><b>ADD SYNTHETIC ROPE</b></p> <p>2879187</p> <p>2878888</p>		
<b>WIRELESS REMOTE</b> This convenient remote operates your Polaris winch wirelessly from within 15.2 m of the vehicle. Operate your winch safely outside your vehicle while on the job site or trails.	✓	<p><b>ADD WIRELESS REMOTE</b></p> <p>TOP SELLER 2883455 ONLY WORKS WITH 2889695</p> <p>2879316 WORKS WITH 2885095 &amp; 2881669</p> <p><b>AUTO STOP UPGRADE + WIRELESS REMOTE</b> 2890991 ONLY WORKS WITH 2889275 SYNTHETIC ROPE REQUIRED</p>		
MODEL	2,722 KG	2,041 KG	2,041 KG	1,588 KG
<b>XD 1500 '24-25</b> <b>CREW XD 1500 '24-25</b>	2889276		2889275	
<b>XP 1000/CREW XP 1000 '18-25</b> <b>1000/CREW 1000 '20-25</b> <b>XP KINETIC '23-24</b> NON EPS RANGER 1000 REQUIRES FRONT BUMPER	TOP SELLER 2889693	TOP SELLER 2889694	TOP SELLER 2889695 High-Mounted 2889272	TOP SELLER 2885095
<b>SP 570/CREW SP 570 '22-25</b> 2-SEAT & CREW MODELS REQUIRE CABLES: 2889185		2885096		TOP SELLER 2881669
<b>570 FULL-SIZE/CREW 570 FULL-SIZE '16-25</b> REQUIRED CABLES: 3-SEAT MODELS: 2881684, CREW MODELS: 2880929		2882238		

# GLACIER PLOW SYSTEMS

## HYDRAULIC CONTROL FOR EXTREME SNOW REMOVAL

A robust frame and tough blades, combined with a convenient hydraulic angle system, allow your Glacier Pro HD to move serious snow while you remain comfortable. Thanks to Lock & Ride technology, the Pro HD comes standard with a convenient kickstand attachment to the plow frame, giving you the easiest attachment.

### 1000 / XP 1000 / XP KINETIC

Choose a Glacier Pro HD Plow System, designed to help you get the most out of your RANGER during snowy months. Select a system based on your plowing needs with premium add-ons including a hydraulic lift system or additional plow accessories.

#### GLACIER PRO HD PLOW SYSTEM WITH HYDRAULICS & ACCESSORIES

- System includes:
- Frame (2889308)
  - 183 cm Poly Blade (2879317)
  - Hydraulic Angle (2889029)
  - Hydraulic Controller (2883247)
  - Plow Markers (2872726)
  - Back Drag Bar (2889329)
  - Plow Extensions (2889328)

» 3880002

XP 1000 '18-25, CREW XP 1000 '19-25, CREW 1000 '20-25, 1000 '20-25, XP KINETIC '23-24  
REQUIRES LIFT METHOD: SEE WINCHES

#### GLACIER PRO HD PLOW SYSTEM WITH HYDRAULICS

- System includes:
- Frame (2889308)
  - 183 cm Poly Blade (2879317)
  - Hydraulic Angle (2889029)
  - Hydraulic Controller (2883247)
  - Plow Markers (2872726)

» 3880003

XP 1000 '18-25, CREW XP 1000 '19-25, CREW 1000 '20-25, 1000 '20-25, XP KINETIC '23-24  
REQUIRES LIFT METHOD: SEE WINCHES

#### GLACIER PRO HD PLOW SYSTEM

- System includes:
- Frame (2889308)
  - 183 cm Steel Blade (2890334)

» 3880004

XP 1000 '18-25, CREW XP 1000 '19-25, CREW 1000 '20-25, 1000 '20-25, XP KINETIC '23-24  
REQUIRES LIFT METHOD: SEE WINCHES

### SP 570

#### GLACIER PRO HD PLOW SYSTEM WITH HYDRAULICS

- System includes:
- Quick Release Hook (2889577)
  - Frame (2880260)
  - 183 cm Steel Blade (2890335)
  - Hydraulic Angle (2889032)
  - Hydraulic Controller (2889162)
  - Plow Markers (2872726)

» 3880006

SP 570 '22-25 & CREW SP 570 '22-25  
REQUIRES LIFT METHOD: SEE WINCHES

#### GLACIER PRO HD PLOW SYSTEM (NON BASE MODELS)

- System includes:
- Quick Release Hook (2889577)
  - Frame (2880260)
  - 188 cm Poly Blade (2880269)

» 3880007

SP 570 '22-25 & CREW SP 570 '22-25  
REQUIRES LIFT METHOD: SEE WINCHES AND HYDRAULIC LIFT OPTION

#### GLACIER PRO HD PLOW SYSTEM (BASE MODELS ONLY)

- System includes:
- Mount (2889195)
  - Quick Release Hook (2889577)
  - Frame (2880260)
  - 188 cm Poly Blade (2880269)

» 3880008

SP 570 '22-25 & CREW SP 570 '22-25  
REQUIRES LIFT METHOD: SEE WINCHES AND HYDRAULIC LIFT OPTION

### 1000 / XP 1000 / XP KINETIC / XD 1500

183 cm or 213 cm blades\*

Choice of poly or steel\*

Hydraulic lift & angle system option



BUILD YOUR PLOW SYSTEM	STEP 1 SELECT A MOUNT	STEP 2 SELECT A FRAME	STEP 3 SELECT PLOW CONTROL		STEP 4 SELECT A BLADE
MODELS	MOUNT	FRAME	HYDRAULICS	WINCHES	BLADES
<b>XP 1000</b> '18-25 <b>CREW XP 1000</b> '19-25 <b>1000</b> '20-25 <b>CREW 1000</b> '20-25 <b>XP KINETIC</b> '23-24	<b>Not Required</b> INTEGRATED INTO FACTORY BUMPER  NON EPS RANGER 1000 REQUIRES FRONT BUMPER	<b>Frame</b> 2889308	<b>Hydraulic Lift System</b> 2889058	<b>Polaris Pro HD 2,722 kg Winch</b> 2889693	<b>183 cm Poly</b> 2879317  <b>183 cm Steel</b> 2890334
		<b>Track Extension</b> 2879871	<b>Glacier Pro HD Plow Hydraulic Angle System</b> 2889029  <b>Power Controller</b> 2883247 REQUIRED FOR HYDRAULIC COMPONENTS	<b>Polaris Pro HD 2,041 kg Winch</b> 2889694  <b>Power Controller Winch Adapter</b> 2884159	
<b>XD 1500</b> '24-25 <b>CREW XD 1500</b> '24-25	<b>Not Required</b> INTEGRATED INTO FACTORY BUMPER	<b>Replacement T Shear Pin</b> 2204829	<b>Hydraulic Plow Lift Kit</b> 2890303	<b>Polaris Pro HD 2,722 kg Winch</b> 2889276	<b>213 cm Steel</b> 2889111
		<b>Glacier Pro HD Kickstand System</b> 2207382	<b>Hydraulic Plow Angle Kit</b> 2890304	<b>Power Controller Winch Adapter</b> 2889769	


\* 183 cm Blade only available in steel. Fits XD 1500 and Crew XD 1500 models only.

### SP 570 / 570 / 500 / 570 FULL-SIZE

183 cm or 168 cm blades

Choice of poly or steel

Hydraulic angle system option



BUILD YOUR PLOW SYSTEM	STEP 1 SELECT A MOUNT	STEP 2 SELECT A FRAME	STEP 3 SELECT PLOW CONTROL	STEP 4 SELECT A BLADE
MODELS	MOUNT	FRAME	HYDRAULICS	WINCH
<b>570 FULL-SIZE</b> '16-25 <b>CREW 570 FULL-SIZE</b> '16-25 <b>500</b> '17-22 <b>570</b> '10-21 <b>CREW 570</b> '10-21 <b>LI-ION EV</b> '15-21 <b>EV</b> '15-21	<b>Mount &amp; Quick Release Hook</b> 2880261	<b>Frame</b> 2880260  <b>Frame Extension</b> 2880267 FOR VEHICLES USING TRACK SYSTEM	<b>Glacier Pro HD Plow Hydraulic Angle System</b> 2889032  <b>Power Controller</b> 2879227 NO SHIFTER TO MOUNT CONTROLLER ON EV REQUIRED FOR HYDRAULIC COMPONENTS	<b>Polaris Pro HD 2,041 kg Winch</b> 2882238  <b>Polaris Pro HD 2,041 kg Winch</b> 2885096
		<b>Replacement Shear Pin</b> 2205527	<b>Glacier Pro HD Plow Hydraulic Angle System</b> 2889032  <b>Power Controller</b> 2889162 NO SHIFTER TO MOUNT CONTROLLER ON EV REQUIRED FOR HYDRAULIC COMPONENTS	
<b>SP 570</b> '22-25 <b>CREW SP 570</b> '22-25 PREMIUM AND NORTHSTAR EDITION MODELS	<b>Quick Release Hook</b> 2889577 REQUIRED FOR ALL TRIMS MOUNT INTEGRATED INTO FRONT BUMPER			
<b>SP 570</b> '22-25 <b>CREW SP 570</b> '22-25	<b>Mount</b> 2889195 <b>Quick Release Hook</b> 2889577			

## PLOW ACCESSORIES

### PLOW BLADE SNOW DEFLECTOR

- » 183 CM • 2858541
- » 168 CM • 2879866
- » 152 CM • 2871808

### HEAVY-DUTY SNOW PLOW DEFLECTOR

- » 183 CM • 2884160
- » 152 CM • 2889749  
XD 1500 '24-25, CREW XD 1500 '24-25  
REQUIRES 152 CM STEEL BLADE (2889111), SOLD SEPARATELY

### QUICK RELEASE SKID SHOES

- Helps prevent blade wear
- Hardened steel for industrial strength
- » 2205223

### COIL SPRING SPACER

- Keep the front end of the vehicle up and improve ride quality when using a plow on strut or A-Arm vehicles
- » 2872655

### GLACIER 15.3 CM PLOW EXTENSIONS

- 15.3 cm steel plow extensions that attach to the side of 168 cm and 183 cm Glacier Pro HD plows
- » 2889328

### 152 CM UPPER PLOW EXTENSION

- Adds additional height to blade to push more snow
- » 2889748  
XD 1500 '24-25, CREW XD 1500 '24-25  
REQUIRES 152 CM STEEL BLADE (2889111), SOLD SEPARATELY

### INTAKE PRE-FILTER KIT - SNOW

- Pre-filter kit for trouble-free use in snowy conditions
- » 2890251  
XD 1500 '24-25, CREW XD 1500 '24-25

### WEAR BARS

- Protect your plow blade and minimize wear on the actual blade
- » 183 CM STEEL • 2204976
- » 183 CM HD STEEL • 2879875
- » 183 CM UHMWPE • 2890289
- » 168 CM STEEL • 2879867
- » 168 CM HD STEEL • 2879868
- » 152 CM STEEL • 2877243
- » 168 CM UHMWPE • 2890290

### PLOW BACK DRAG BAR

- Has a hinged, rear facing cutting edge that improves back dragging performance and allows the bar to float when plowing forward to reduce wear and tear
- » 183 CM • 2889329
- » 152 CM • 2889747  
NOT COMPATIBLE WITH 66" BLADES

### QUICK RELEASE SKID SHOES

- Helps prevent blade wear
- Hardened steel for industrial strength
- » 2208864

### PLOW MARKER

- Helps driver monitor plow blade position
- Sold in pairs
- » 2872726

### PLOW LINK

- » 2204974

CHOOSE A PLOW SYSTEM

BUILD A PLOW SYSTEM

COMMON ACCESSORIES

WINCHES

PLOWS

LIGHTING

CONNECTED TECHNOLOGY

ELECTRICAL ACCESSORIES

TRACKS

MOUNT

COOLERS

WHEELS & TIRES & TRAILERING

# GLACIER PLOW SYSTEMS

## MAKE QUICK WORK OF THE SMALLER JOBS

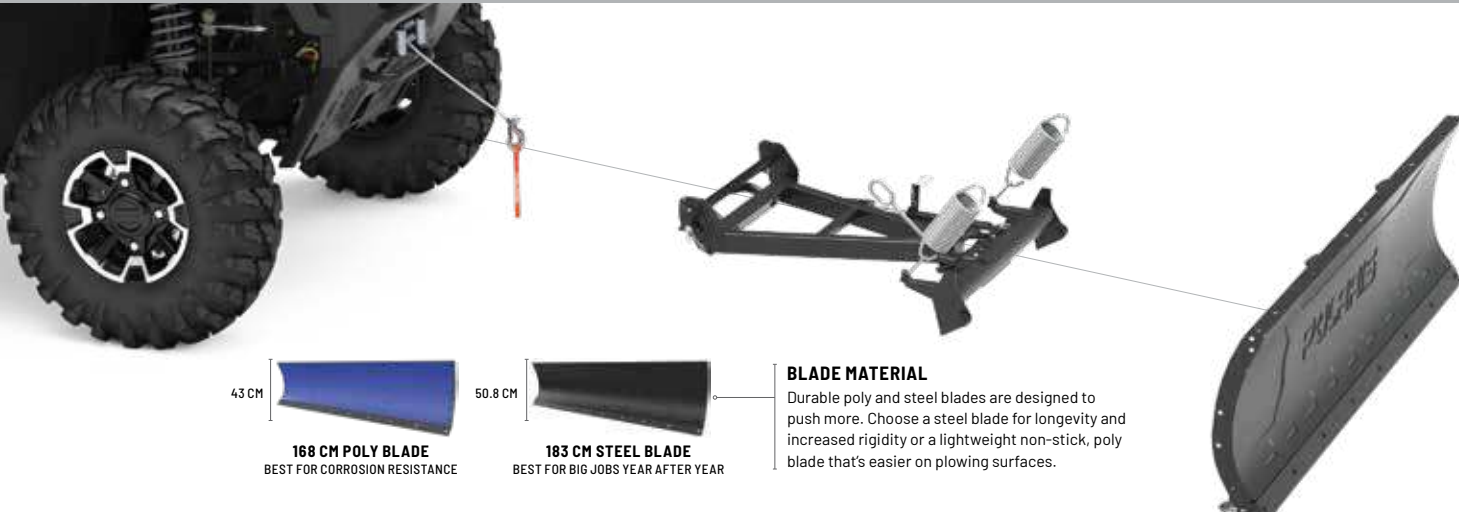
Move some snow with the sturdy and capable Glacier HD plow system, and discover why a major snowfall can be the highlight of your week. With a robust frame, beefy poly and steel blade options, convenient Lock & Ride mounting and dismounting and amazing value, Glacier HD is a great choice in the dead of winter.

### 3-SEAT & CREW

183 cm or  
168 cm blades

Choice of  
poly or steel

Manual angle  
system standard



### 2-SEAT & CREW 570 FULL-SIZE & CREW

168 cm  
blades

Choice of  
poly or steel



#### BUILD A PLOW SYSTEM

MODELS	STEP 1 SELECT A MOUNT	STEP 2 SELECT A FRAME	STEP 3 SELECT A LIFT METHOD	STEP 4 SELECT A BLADE
<b>XP 1000</b> '18-25 <b>CREW XP 1000</b> '19-25 <b>1000</b> '20-25 <b>CREW 1000</b> '20-25 <b>XP KINETIC</b> '23-24  <small>NOT COMPATIBLE WITH 29" OR LARGER TIRES</small>	<b>Not Required</b> <small>INTEGRATED INTO FACTORY BRUSHGUARD</small>  <small>NON EPS RANGER 1000 REQUIRES FRONT BUMPER</small>	<b>Frame</b> 2889307  <b>Replacement Shear Pin</b> 2205527	<small>TOP SELLER</small> <b>Polaris HD 2,041 kg Winch</b> 2889695	<small>TOP SELLER</small> <b>183 cm Steel</b> 2890335  <b>168 cm Poly</b> 2880269  <small>TOP SELLER</small> <b>168 cm Steel</b> 2890336

#### BUY A PLOW SYSTEM

##### GLACIER HD PLOW SYSTEM

System includes:  
 • Frame (2889307)  
 • 183 cm Steel Blade (2890335)  
 » 3880005  
XP 1000 '18-25, CREW XP 1000 '19-25,  
 CREW 1000 '20-25, 1000 '20-25,  
 XP KINETIC '23-24  
 REQUIRES LIFT METHOD: SEE WINCHES

#### BUILD A PLOW SYSTEM

MODELS	STEP 1 SELECT A MOUNT	STEP 2 SELECT A FRAME	STEP 3 SELECT A LIFT METHOD	STEP 4 SELECT A BLADE
<b>570 FULL-SIZE</b> '16-25 <b>CREW 570 FULL-SIZE</b> '16-25 <b>500/ETX</b> '10-22 <b>570</b> '10-21 <b>CREW 570</b> '10-21 <b>LI-ION EV</b> '15-21 <b>EV</b> '15-21	<b>Mount</b> 2879105	<b>Frame</b> 2889307  <b>Replacement Shear Pin</b> 2205527	<small>TOP SELLER</small> <b>Polaris HD 1,588 kg Winch</b> 2881669  <b>Polaris Pro HD 2,041 kg Winch</b> 2885096	<b>168 cm Poly</b> 2880269  <small>TOP SELLER</small> <b>168 cm Steel</b> 2890336

#### BUY A PLOW SYSTEM

##### GLACIER HD PLOW SYSTEM

System includes:  
 • Frame (2889307)  
 • 168 cm Steel Blade (2890336)  
 » 3880009  
SP 570 '22-25 & CREW SP 570 '22-25  
 REQUIRES LIFT METHOD: SEE WINCHES

## PLOW ACCESSORIES

### WEAR BARS

- Protect your plow blade and minimize wear on the actual blade
- » 183 CM STEEL • 2204976
- » 183 CM HD STEEL • 2879875
- » 168 CM STEEL • 2879867
- » 168 CM HD STEEL • 2879868
- » 152 CM STEEL • 2877243

### PLOW BLADE SNOW DEFLECTOR

- » 183 CM • 2858541
- » 168 CM • 2879866
- » 152 CM • 2871808

### HEAVY-DUTY SNOW PLOW DEFLECTOR

- » 183 CM • 2884160

### QUICK RELEASE SKID SHOES

- Helps prevent blade wear
- Hardened steel for industrial strength
- » 2208864

### COIL SPRING SPACER

- Keep the front end of the vehicle up and improve ride quality when using a plow on strut or A-Arm vehicles
- » 2872655

### QUICK RELEASE SKID SHOES

- Helps prevent blade wear
- Hardened steel for industrial strength
- » 2208864

### PLOW MARKER

- Helps driver monitor plow blade position
- Sold in pairs
- » 2872726

### GLACIER PLOW LINK

- » 2204974



**POLARIS ENGINEERED ADVANTAGES**

**MOUNTS PERFECTLY**  
Designed for your Polaris Engineered bumper, roof or other mounting point

**MAX PERFORMANCE**  
Validated to work as hard as your machine does

**DOESN'T OVERTAX**  
Trust it to work when you need it to

**PRO ARMOR**



**ADVANCED TECH**

RIGID® lights are driven by Aluminum PCB Smart Boards®, 6063-T5 aircraft aluminum extruded housings and Tiger Drylac® UV protection polyester powdercoating.

**EXCLUSIVE OPTICS**

RIGID® lights feature impact-resistant polycarbonate lenses for a 100% water/dustproof seal.

**RUGGED CONSTRUCTION**

Pro Armor lights are designed to be big and beefy with an aggressive style all their own, and housed in IP67 marine-grade rated UV polyester powdercoating.

**MASSIVELY BRIGHT**

Pro Armor builds bright lights designed for any riding experience. All that power is directed through heat dissipating aluminum for streamlined heat management.



**LIGHT BAR TYPES**



**SR-SERIES PRO**

Sleek, powerful, low-profile (under 5 cm tall). Lights extreme distances with low energy usage.

Available in 25 cm & 81 cm



**D-SERIES PRO**

Compact to fit almost anywhere with high output and low energy usage.

Available in Driving, Flood & Spot



**DUAL-ROW LED**

The most spread and farthest illumination downrange. Easy to mount.

Available in 27.9 cm & 78.7 cm



**SINGLE-ROW LED**

Powerful, compact, low-profile light bars with sleek look.

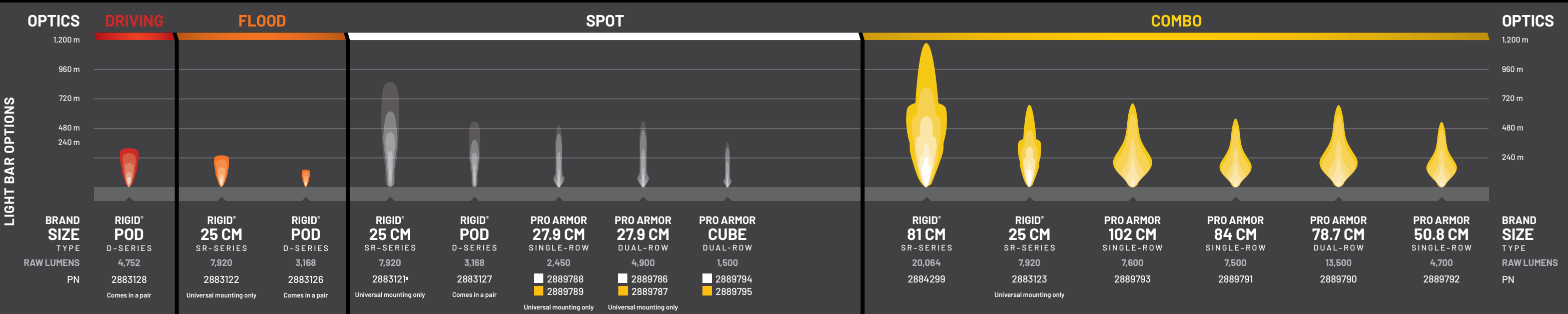
Available in 27.9 cm, 50.8 cm, 84 cm & 102 cm



**CUBE LED**

Small size allows mounting in strategic locations for added lighting.

Available in Spot



# CONNECTED TECHNOLOGY

SMART TECH TO OUTSMART THE UNEXPECTED



	POLARIS RIDECOMMAND	POLARIS RIDECOMMAND+
VEHICLE OWNERSHIP	GARAGE	✓
	WARRANTY STATUS	✓
	MAINTENANCE REMINDERS	✓
	ISSUE DIAGNOSTICS	✓
RIDING FEATURES	VEHICLE HEALTH	✓
	COMMUNITY	✓
	CONTENT SHARING	✓
	RIDE PLANNING	✓
	WAYPOINTS	✓
	RIDE TRACKING	✓
SECURITY	RIDE TRACKING+	✓
	GROUP RIDE	✓
	GROUP RIDE+	✓
	VEHICLE LOCATOR	✓
	LOCATION ALERTS	✓
CHECK-IN MESSAGES	✓	
IGNITION SECURITY*	✓	

\* Only available on select models

## POLARIS RIDECOMMAND

### PLAN YOUR RIDE

Figure out your route ahead of time, so you can spend more time doing and less time planning. With Snap-to-Trail technology and property lines, you can ensure you're in the right area.

### TUNE IN TO YOUR SURROUNDINGS

Integrated rear cameras and Game Camera Viewer allows you to have a more comprehensive view of your surroundings so you can check out what is happening on your land.

### WORK SMARTER

Plow Mode automatically raises and lowers the plow depending on the gear you're in so that you can get your work done quicker.

### DISCOVER NEW TRAILS

With over 1,000,000 miles of trails available offline, you'll have the confidence to ride anywhere, whether you have cellular coverage or not.

## POLARIS RIDECOMMAND+

### THE LATEST IN INDUSTRY-LEADING CONNECTED VEHICLE TECHNOLOGY

Vehicle health, maintenance and issue diagnostics from the palm of your hand. Over-the-air updates with new feature releases.



LOCATION ALERTS



VEHICLE HEALTH



RIDE TRACKING+ & GROUP RIDE+



ISSUE DIAGNOSTICS



MAINTENANCE REMINDERS

AVAILABLE ON SELECT MODELS & AS AN ACCESSORY

#### 7" DISPLAY POWERED BY RIDE COMMAND

Bright, 7" touchscreen visible in all conditions.

**Group Ride**  
Stay together with fellow riders by following them directly on the map screen so you can ride at your own speed.

**Personalized Audio Experience**  
Seamlessly pair to your display via Bluetooth® to wirelessly stream music and stay connected with call and text alerts.

**Configurable Gauges**  
Customize your ride experience with elevation, travel direction, fuel level and more to create relevant screens for you.

» 2884072

XP 1000 '19-24, CREW XP 1000 '19-24, CREW 1000 '20-25, 1000 '20-25, SP 570 '22-25, CREW SP 570 '22-25  
SPEAKERS NOT INCLUDED, MUST CHOOSE AUDIO PACKAGE FOR AUDIO OUTPUT

» 2890898

XD 1500 '24-25, CREW XD 1500 '24-25, XP 1000 '25, CREW XP 1000 '25, XP KINETIC '23-24  
SPEAKERS NOT INCLUDED, MUST CHOOSE AUDIO PACKAGE FOR AUDIO OUTPUT

#### 7" DISPLAY MOUNT KIT

- Necessary mount for 7" Display Powered by RIDE COMMAND
- Seamless fit and finish
- Includes necessary wiring harness and reverse camera kits

» 2889766

XD 1500 '24-25, CREW XD 1500 '24-25

» 2890286

XP 1000 '22-25, CREW XP 1000 '22-25, CREW 1000 '22-25, 1000 '22-25  
FOR NORTHSTAR AND ALL OTHER MODELS WITHOUT 900 WATT

» 2889310

XP 1000 '22-25, CREW XP 1000 '22-25, CREW 1000 '22-25, 1000 '22-25, XP KINETIC '23-24  
FOR 900 WATT STATOR

» 2889163

SP 570 '22-25

#### CAMERA KITS

» FRONT • 2889662

XP KINETIC '23-24, SEE FULL DETAILS ON P. 59

» FRONT • 2890856

XD 1500 '24-25, CREW XD 1500 '24-25

» REAR • 2890858

XD 1500 '24-25, CREW XD 1500 '24-25

AVAILABLE ON SELECT MODELS

#### RIDE COMMAND+ CONNECTED VEHICLE ACCESSORIES\*

» 3880079

XD 1500 '24-25, CREW XD 1500 '24-25

» 3880085

1000 '23-25, CREW 1000 '23-25, XP 1000 '23-25, CREW XP 1000 '23-25

» 3880086

SP 570 '23-25, CREW SP 570 '23-25

\*Kits includes all necessary accessories to activate RIDE COMMAND+

COMMON ACCESSORIES

WINCHES

PLOWS

LIGHTING

CONNECTED TECHNOLOGY

ELECTRICAL ACCESSORIES

TRACKS

HUNT

COOLERS


WHEELS & TIRES & TRAILERING

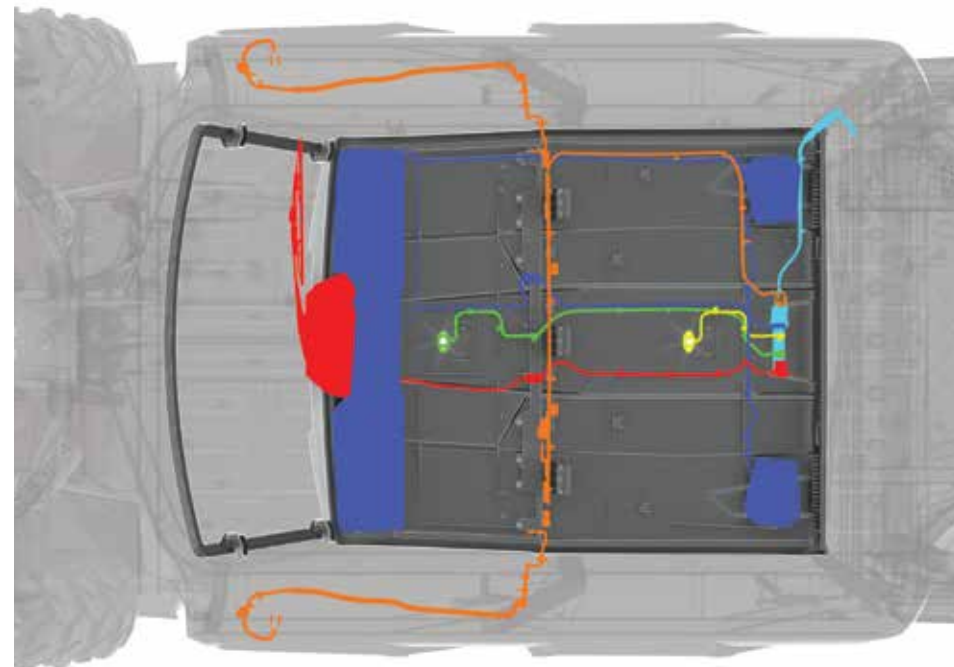
# ELECTRICAL ACCESSORIES



## ADD ELECTRICAL SYSTEM ACCESSORIES IN 4 EASY STEPS

Polaris PULSE is a revolutionary way to provide additional power locations on your vehicle, and makes adding electrical accessories a snap. Electrical accessories are easier to install, with designated routing areas and plug and play connections.

Look for  to identify Polaris PULSE ready accessories.



CREW XP 1000 POLARIS PULSE WIRING SHOWN



### STEP 1

CHOOSE A POLARIS PULSE READY ROOF	XD 1500	CREW XD 1500	1000 XP 1000 XP KINETIC	CREW 1000 XP 1000	SP 570	CREW SP 570
Premium Roof - Poly - Polaris Pursuit Camo	N/A		2882913	N/A	N/A	
Premium Roof - Poly - Black	N/A		2882912	N/A	N/A	
Sport Roof - Poly - Black	N/A		2890684	2890333	2885077	2885078

### STEP 2

ADD THE POLARIS PULSE ROOF 6	XD 1500	CREW XD 1500	1000 XP 1000 XP KINETIC	CREW 1000 XP 1000	SP 570	CREW SP 570
Polaris PULSE Roof 6	2890262	2890441	2882904			
Polaris PULSE Wiring Harness - Crew Extension	N/A		N/A		2889185	

### STEP 3 ADD ACCESSORIES\*

POWER WINDOW DOORS	XD 1500	CREW XD 1500	1000 XP 1000 XP KINETIC	CREW 1000 XP 1000	SP 570	CREW SP 570
Polaris PULSE Wiring Harness - Crew Extension	N/A		N/A	2883231	N/A	

WINDSHIELD WIPER & WASHER SYSTEM	XD 1500	CREW XD 1500	1000 XP 1000 XP KINETIC	CREW 1000 XP 1000	SP 570	CREW SP 570
Windshield Wiper & Washer System	2889095		2883974		2885083	
Polaris PULSE Wiring Harness - Crew Extension	N/A		N/A	2883231	2889185	

WORK LIGHT	XD 1500	CREW XD 1500	1000 XP 1000 XP KINETIC	CREW 1000 XP 1000	SP 570	CREW SP 570
Rear LED Work Light	2889771		2889672			
Reverse Light Harness	N/A		2889679		N/A	
Polaris PULSE Wiring Harness - Crew Extension	N/A		N/A	2883231	2889185	

AUDIO: DASH RADIO & VISOR SPEAKERS	XD 1500	CREW XD 1500	1000 XP 1000 XP KINETIC	CREW 1000 XP 1000	SP 570	CREW SP 570
160 Watt, Waterproof AM/FM Bluetooth® Audio System	N/A		2882750		N/A	
300 Watt Overhead Audio Visor Speakers	N/A		2882891		N/A	
JBL® Dash Audio Kit	N/A		N/A		2885081	
Polaris PULSE Wiring Harness - Crew Extension	N/A		N/A	2883231	2889185	

AUDIO: VISOR AUDIO + REAR SPEAKERS	XD 1500	CREW XD 1500	1000 XP 1000 XP KINETIC	CREW 1000 XP 1000	SP 570	CREW SP 570
300 Watt AM/FM, Bluetooth® Audio Visor with Four 16.5 cm Waterproof Speakers	N/A		2882888		N/A	
Rear Overhead Speakers	N/A		2882876		N/A	
JBL® Trail Pro 4200 Audio Upgrade Kit	2889763		N/A		N/A	
Polaris PULSE Wiring Harness - Crew Extension	N/A		N/A	2883231	N/A	

\*Add accessories to models without 7" Display Powered by RIDE COMMAND

### STEP 4 FINISHING TOUCH

CONCEAL WIRING FOR A FINISHED, COMFORTABLE LOOK	XD 1500	CREW XD 1500	1000 XP 1000 XP KINETIC	CREW 1000 XP 1000	SP 570	CREW SP 570
Premium Roof Liner	N/A		2890526	2890527	2885093	2885094

# ELECTRICAL ACCESSORIES



THE FOLLOWING ACCESSORIES EASILY PLUG INTO THE FACTORY INSTALLED POLARIS PULSE UNDER THE HOOD:

	XD 1500	1000 / XP 1000 / XP KINETIC	SP 570
Heater & Defrost System	P. 20	P. 42 / 59	P. 68
Horn	P. 20	P. 44	P. 68
Plow Controller	P. 21	P. 45	P. 69
Audio System	P. 23	P. 48	P. 69
Light Bars	P. 86	P. 86	P. 86



## POLARIS PULSE UNDERHOOD BUS BAR - 6 POSITION

• If upgrading to more than three accessories attaching to the underhood PULSE location, replace 3-Position Bus Bar with the Polaris PULSE Underhood Bus Bar - 6 Position

» 2884183 1000 ONLY  
CREW 1000 '20-25, 1000 '20-25

## POLARIS FRONT PULSE BAR AND HARNESS

• This kit is required to install any electrical accessories on a base RANGER SP 570

» 2889185  
SP 570 '22-25

## POLARIS PULSE BATTERY TENDER ADAPTER

• Connects your trickle charger to your vehicle

» 2884297  
XP 1000 '18-25, CREW XP 1000 '19-25, CREW 1000 '20-25, 1000 '20-25, SP 570 '22-25, CREW SP 570 '22-25, XP KINETIC '23-24

## REVERSE LIGHT HARNESS

• Activates rear lights when your RANGER is shifted into reverse

» 2889679  
XP 1000 '17-25, CREW XP 1000 '18-25, CREW 1000 '20-25, 1000 '20-25, XP KINETIC '23-24



## EASILY ADD LIGHTING

With Polaris PULSE it's easy to add RIGID® and Pro Armor lighting to your RANGER. All LED Light bars listed on pages 86-87 are Polaris PULSE ready, making installation that much easier.

### POLARIS PULSE LIGHT BAR WIRING LOCATIONS


Front Bumper                      Roof - Front Mounted  
Roof - Rear Mounted              CREW Roof - Rear Mounted\*

\*Requires Extension

XD 1500	1000 / XP 1000 / XP KINETIC	SP 570
<b>1 LIGHT WITH 1 SWITCH</b>		
PULSE Light Bar Harness - Dash Switched 2889738 -OR- Overhead Switch Panel Kit 2880422 PULSE Light Bar Harness - Upper Switch Panel 2889686	<b>TOP SELLER</b> Polaris PULSE Wiring Harness - 1 LED Light Bar 2883230  Upper Switch Panel Light Bar Harness** 2889675  Reverse Light Harness 2889679	Polaris PULSE Wiring Harness - 1 LED Light Bar 2889161
<b>2 LIGHTS WITH 1 SWITCH</b>		
PULSE Light Bar Harness - Dash Switched 2889738 Y-Harness 2879860 -OR- Overhead Switch Panel Kit 2880422 PULSE Light Bar Harness - Upper Switch Panel 2889686 Y-Harness 2879860	<b>TOP SELLER</b> Polaris PULSE Wiring Harness - 1 LED Light Bar 2883230  Y-Harness 2879860	N/A
<b>2 LIGHTS WITH 2 SWITCHES</b>		
PULSE Light Bar Harness - Dash Switched (x2) 2889738 -OR- Overhead Switch Panel Kit 2880422 PULSE Light Bar Harness - Upper Switch Panel (x2) 2889686	<b>TOP SELLER</b> Polaris PULSE Wiring Harness - 1 LED Light Bar (x2) 2883230	Polaris PULSE Wiring Harness - 1 LED Light Bar (x2) 2889161
<b>EXTENSIONS FOR CREW</b>		
N/A	Polaris PULSE Wiring Harness - 1 LED Light Bar - Crew Extension 2883231  Upper Switch Panel Light Bar Harness - Extension** 2890067	N/A

\*\*Check with your local dealer for availability.

# TRACKS



## PROSPECTOR PRO TRACK MOUNT KIT

• Install this track system mounting hardware in place of tires and wheels. Tracks sold separately.

» 2889425

XP 1000 '21-25, CREW XP 1000 '21-25, CREW 1000 '20-25, 1000 '21-25, FITS MODELS WITH NON-HIGH CLEARANCE A-ARMS

» 2889426

XP 1000 '21-25, CREW XP 1000 '21-25, FITS MODELS WITH HIGH CLEARANCE A-ARMS

» 2882783

XP 1000 '18-21, CREW XP 1000 '19-21, CREW 1000 '20-21, 1000 '20-21

» 2880071

CREW 570 '4 '15-21, 570 '14-21, 500 '17-22

» 2889196

SP 570 '22-25, REQUIRES PROSPECTOR PRO TRACK (2880758), SOLD SEPARATELY

## PROSPECTOR PRO 2.0 TRACK

» 2890034

XP 1000 '18-25, CREW XP 1000 '18-25, CREW 1000 '20-25, 1000 '20-25

» 2889487

SP 570 '22-25, CREW SP 570 '22-25

## PROSPECTOR PRO TRACK

» 2880758

570 '14-21 WITH EPS, CREW 570 '14-21 WITH EPS

» 2880757

CREW 570 '4 '14-21, 570 '14-21, 500 '17-22

If using Glacier Pro Plow System with tracks, Track Plow Extension is required (2889267)

For year-round use, Polaris recommends the use of Intake Update Kit (2880673) on any RANGER XP 1000 '17, RANGER XP 1000 CREW '14-18 with tracks installed. To keep intake system working optimally, this kit pre-filters out fine snow and dust.

### 1 INDUSTRY-FIRST FLEX-TRACK DESIGN

Front-mounted tracks with flexible sides and a slight inward curve allow for stable handling, a more comfortable ride and precise steering over long-distances or extended working hours.

### 2 HIGH-DENSITY TIRE WITH ADJUSTED SHAPE

With puncture-proof tires that reduce friction and wear, the Prospector Pro 2.0 Tracks delivers trouble-free performance.

### 3 LIGHTWEIGHT POWDER COAT STEEL FRAME

Proven geometry to improve durability and deliver capability in all conditions throughout the life of the tracks.

A lighter frame provides more flotation to stay on top of the snow and allows the tracks to easily shed the elements they encounter.

### 4 TANDEM STABILIZER

The bolt-on, tandem mid-roller wheel provides a smoother ride by absorbing shocks.

### 5 BEARING HOUSING

Outer seals and stainless steel sleeves allow stronger bearing durability and greater reliability.

### 6 WHEEL CAP & SEAL

A fitted wheel cap with bladder effect eliminates water absorption due to temperature variation. Ride in snow or mud without worrying about track maintenance.

# HUNT



**KOLPIN**  
OUTDOORS

PROTECTING YOUR  
ESSENTIAL GEAR SINCE 1943

## KOLPIN STRONGHOLD SYSTEM

Polaris is proud to partner with Kolpin Outdoors, an industry leader in off-road accessories and the premier name in gun boots and mounts. If you need to secure a firearm while riding, simply attach the auto-latch mount and choose your Gun Boot.

IDEAL FOR SECURE TRANSPORT OF SCOPED RIFLES AND SHOTGUNS.

### STEP 1 CHOOSE YOUR MOUNT



#### KOLPIN STRONGHOLD AUTO-LATCH DOUBLE BOOT MOUNT

- Precision angle adjustable for a custom fit
  - Provides a quick and secure attachment point
- » DOUBLE BOOT MOUNT • 2883970  
» SINGLE BOOT MOUNT • 2884106

#### KOLPIN STRONGHOLD AUTO-LATCH DOUBLE BOOT MOUNT

- Adjustable to store guns at an angle or vertical (shown at angle)
  - Holds six rifles or shotguns securely with soft rubber v-grips
  - Stock is secured in place with a soft molded rubber inlay along the bottom of the rack
  - Rack can be adjusted into three positions based on firearm height
- » 2882159  
XP 1000 '17-25, CREW XP 1000 '18-25, CREW 570 FULL SIZE '18-25, CREW 1000 '20-25, 570 FULL SIZE '17-25, 1000 '20-25, XD 1500 '24-25, CREW XD 1500 '24-25



#### RHINO-RACK® - GUN BOOT MOUNT

- Bracket used to mount Kolpin Stronghold Gun Boots to Rhino-Rack® systems when paired with Auto-Latch Mount (2884106), sold separately
- » 2889327  
XP 1000 '18-25, CREW XP 1000 '18-25, CREW 1000 '20-25, 1000 '20-25, XD 1500 '24-25, CREW XD 1500 '24-25  
REQUIRES AUTO-LATCH MOUNT 2884106 TO MOUNT TO VEHICLE  
SEE P. 52 FOR MORE RHINO-RACK® PRODUCTS



### STEP 2 CHOOSE YOUR BOOTS



#### KOLPIN STRONGHOLD GUN BOOT XL

- Lockable and TSA approved
  - Includes padded, zippered internal protective liner
- 132 cm L x 9.5 cm W x 26.7 cm H  
» 2882036  
REQUIRES AUTO-LATCH MOUNT 2883970 OR 2884106 TO MOUNT TO VEHICLE

#### KOLPIN STRONGHOLD GUN BOOT L

- 132 cm L x 12 cm W x 23.5 cm H
- » 2882426  
REQUIRES AUTO-LATCH MOUNT 2883970 OR 2884106 TO MOUNT TO VEHICLE



ADD A REAR WINCH SO  
YOUR RANGER WORKS  
HARDER THAN YOU DO

XD 1500 P. 27  
RANGER 1000 / XP 1000 P. 55  
RANGER SP 570 P. 70

#### IN-CAB GUN MOUNT

- Gives you instant gun access in the field
  - Mounts securely to the floor and adjusts up to 45° forward
  - Robust, molded gun butt holder at base
  - Quick-release barrel straps
  - Easily removable
  - Accommodates scope-equipped rifles
- » 2883263  
XP 1000 '18-25, CREW XP 1000 '19-25, CREW 1000 '20-25, 1000 '20-25, XD 1500 '24-25, CREW XD 1500 '24-25  
NORTHSTAR EDITION REQUIRES 2208023 HWD KIT TO INSTALL ON THE 2019 AND NEWER MODELS



#### POLARIS PURSUIT CAMO SxS FIELD COVER

- Full-coverage camo print cover hides your side-by-side while in the field
  - Lightweight material protects your RANGER from inclement weather
- » 2882160  
XP 1000 '18-25, EV '15-21, 570 FULL SIZE '17-25, 570 '11-25, SP 570 '22-25, 500 '17-22, 1000 '20-25, XD 1500 '24-25

## KOLPIN RHINO GRIPS

IDEAL FOR CARRYING RIFLES,  
SHOTGUNS, BOWS AND CROSSBOWS

#### RHINO GRIP PRO

- » 2884107
  - » REPLACEMENT RUBBER STRAPS (2) • 2884109
- ALL RANGER MODELS (EXCEPT 150 EFI)



#### RATCHETING RHINO GRIP

- » 2881575
- ALL RANGER MODELS (EXCEPT 150 EFI)




#### RHINO GRIP XLR

- » 2889165
  - » REPLACEMENT RUBBER STRAPS (2) • 2889204
- ALL RANGER MODELS (EXCEPT 150 EFI)



#### RHINO GRIP XLR - DOUBLES

- » 2889166
  - » REPLACEMENT RUBBER STRAPS (2) • 2889204
- ALL RANGER MODELS (EXCEPT 150 EFI)



All Kolpin Rhino Grips are Lock & Ride and Lock & Ride MAX compatible and come with required mounting hardware.

COMMON ACCESSORIES

WINCHES

PLOWS

LIGHTING

CONNECTED TECHNOLOGY

ELECTRICAL ACCESSORIES

TRAILS

HUNT

COOLERS

WHEELS & TIRES & TRAILERING

95



# COOLERS

MADE FOR RIDERS.  
BUILT FOR LIFE.

28, 57 & 99  
LITER FEATURES



ComfortCarry  
Handles



TravelLock  
System



EasyOut  
Drain System



NoSlip  
Rubber Feet



PolarWall  
Insulation



IceLock  
Seal

POLARIS NORTHSTAR COOLERS CAN SURVIVE JUST ABOUT ANYTHING -  
FROM EXTREME HEAT TO A NASTY TUMBLE OFF A VEHICLE.

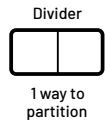


**99 LITER**

SAGEBRUSH GREEN • 2890707  
GRAPHITE • 2883426

**ACCESSORIES**

WIRE BASKET • 2883648  
DIVIDER (1) • 2883468  
WHEELS • 2883967



1 way to  
partition



**57 LITER**

SAGEBRUSH GREEN • 2890706  
GRAPHITE • 2883425

**ACCESSORIES**

WIRE BASKET • 2882185  
DIVIDERS (2) • 2882184  
SEAT CUSHION • 2882179  
WHEELS • 2882180



2 ways to  
partition



**28 LITER**

SAGEBRUSH GREEN • 2890705  
GRAPHITE • 2883424

**ACCESSORIES**

WIRE BASKET • 2882438  
DIVIDER (1) • 2882186



1 way to  
partition



**14 LITER**

SAGEBRUSH GREEN • 2890704  
GRAPHITE • 2883968



**19 LITER  
SOFT-SIDED COOLER**

GRAPHITE • 2889285



**HOLDS ICE  
FOR AGES**

**BECAUSE JUST ANY COOLER  
WON'T CUT IT OUT THERE.**

You need something rugged and reliable. A cooler purpose-built to handle the challenges of the off-road—while keeping your provisions on ice for days on end. Because out here, there are no ice machines, and you just left the last one in your dust. So, load it up. Lock it in. And know your NorthStar cooler is staying put—giving you a few extra days of ice time to enjoy the wild.

## ESSENTIAL ACCESSORIES SO YOUR COOLER WORKS AS HARD AS YOU DO



WIRE BASKET



DIVIDERS Doubles as cutting board



SEAT CUSHION

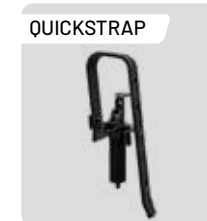


WHEELS



TUMBLER

591 mL • 2883393



QUICKSTRAP

2882187

ALL COOLERS AND POLARIS  
RANGER CARGO BOXES

# WHEELS & TIRES



**PRO ARMOR**

**OFF-ROAD, IT'S ALL ABOUT FREEDOM & CREATING YOUR OWN PATH**

As serious riders ourselves, we get it. And everything we design is to get (and keep) you going on the ride of a lifetime. We're for every style of rider looking to go beyond the expected with a ride that will make your story epic.



**WHY CHOOSE PRO ARMOR?**  
**SUPERIOR PERFORMANCE & DURABILITY**

## LIFELONG PERFORMANCE

- Every tire is designed and constructed with **longevity** in mind
- **3,000+ mile rated** (4,828 kilometers)

## PREMIUM PROTECTION

- Pro Armor makes tires with **extra protection** exactly where it's needed most – the sidewall
- **Triple-belted sidewalls** keep your tires more resistant so you can keep going  
Many competitors only use double-belted sidewalls

## TOUGH TIRES

- Higher ply ratings mean added protection
- Pro Armor builds 8 or 10-ply rated tires for **higher puncture-resistance**



COMMON ACCESSORIES  
 WINCHES  
 PLOWNS  
 LIGHTING  
 CONNECTED TECHNOLOGY  
 ELECTRICAL ACCESSORIES  
 TRACKS  
 HUNT  
 COOLERS  
 WHEELS & TIRES & TRAILERING

# TIRES

Developed and tested with Polaris engineers, ensuring the perfect fit and optimal performance mile after mile.



14" WHEEL

## PRO ARMOR X TERRAIN

Handle anything the trail throws your way, with a durability-driven design that provides a comfortable and confident ride.

### Why Choose X Terrain?

Triple-belted sidewall resists puncture.



12" WHEEL  
14" WHEEL

## PRO ARMOR PRESERVE

Turf-friendly for areas requiring low-impact from treads.

### Why Choose Preserve?

Perfect for locations where you don't want to risk damaging turf.



12" WHEEL  
14" WHEEL  
15" WHEEL

## PRO ARMOR HARVESTER

Designed for trail & agricultural applications with excellent grip, minimal crop impact and long wear life.

### Why Choose Harvester?

Great for unexpected impact and rugged terrain.

15" fits XD 1500 / Crew XD 1500 only



15" WHEEL

### DUAL-DUROMETER

## PRO ARMOR ATTACK 2.0

All purpose tread pattern with a 10-ply radial construction provides excellent traction and increased durability.

### Why Choose Attack 2.0?

Tighter lug spacing provides better traction in hard-pack & 10-ply construction provides long-lasting durability.



14" WHEEL

## PRO ARMOR ATTACK

Aggressive tread design provides traction in any environment.

### Why Choose Attack?

Great all-season tire with wider lug spacing for grip in softer terrain.



12" WHEEL  
14" WHEEL  
15" WHEEL

## PRO ARMOR TREKKER

The best balance of on-trail handling and low tire noise.

### Why Choose Trekker?

Ultimate predictability with a quiet ride.

15" fits XD 1500 / Crew XD 1500 only



12" WHEEL

## PRO ARMOR XD-K

These heavy duty tires are one of the strongest we've ever built. Superior puncture resistance, ride quality and long life.

### Why Choose XD-K?

Triple-belted sidewall resists puncture.



14" WHEEL

## PRO ARMOR HD-K

One of the strongest Pro Armor tires. Ride through corn stalks, thorns, jagged rocks or whatever else comes your way.

### Why Choose HD-K?

Extremely strong tire for long life.



15" WHEEL

### DUAL-DUROMETER

## PRO ARMOR CRAWLER AT

Handle anything the trail has to throw at you. In the sand or a rocky trail, these tires will stand up to almost anything.

### Why Choose Crawler AT?

Directional lug pattern, more grip and better traction and wider lug spacing for excellent mud clean-out.

Fits XD 1500 / Crew XD 1500 only



15" WHEEL

## PRO ARMOR PRO RUNNER

Lightweight high-performance tire with aggressive lug design for incredible grip.

### Why Choose Pro Runner?

Lightweight construction without sacrificing durability.

Fits XD 1500 / Crew XD 1500 only



14" WHEEL  
15" WHEEL

### DUAL-COMPOUND

## PRO ARMOR MUD XC

The best tread design that balances aggressive traction in the mud with a smoother ride on the trail.

### Why Choose Mud XC?

Perfect mud-trail crossover.

15" fits XD 1500 / Crew XD 1500 only



14" WHEEL  
15" WHEEL

### DUAL-DUROMETER

## PRO ARMOR DUAL-THREAT

Dual compound technology for superior grip and traction.

### Why Choose Dual-Threat?

Softer outer lugs for cornering grip and feel; harder inner lugs for longer tread life.

15" fits XD 1500 / Crew XD 1500 only



14" WHEEL  
15" WHEEL  
16" WHEEL

### DUAL-DUROMETER

## PRO ARMOR CRAWLER XG

Unmatched grip for rock crawling with a taller, softer lug.

### Why Choose Crawler XG?

Perfect balance between high-speed performance, durability and flex for traction on slick rocks.



15" WHEEL

### DUAL-DUROMETER

## PRO ARMOR CRAWLER XP

The best in performance, durability, and reliability. Designed to tackle the toughest terrain in the most challenging conditions.

### Why Choose Crawler XP?

Superior handling in soft dirt and clay. Extended side lugs for greater traction on rocks and sand.

Fits XD 1500 / Crew XD 1500 only



14" WHEEL  
15" WHEEL

### SINGLE-DUROMETER

## PRO ARMOR CRAWLER XR

Premium grip for most terrains, from desert trails to the rocks.

### Why Choose Crawler XR?

Tougher durometer allows for a shorter lug without sacrificing tread life and saves weight. Excels in hard-pack, fast terrain.

15" fits XD 1500 / Crew XD 1500 only



PRO ARMOR TIRES HAVE BEEN DEVELOPED AND TESTED to ensure the perfect fit, superior durability and optimal performance, mile-after-mile. No matter where you ride - mud, dirt, sand or snow - we've got you covered.

## KNOW YOUR TERRAIN



- Tread patterns optimized for extreme traction
- Ideal for both hard pack & loose trail



- Provides traction & durability
- Performs in hard sand, jagged rocks or any extreme terrain



- Flexible "grippy" tread
- Aggressive side bite



- Extra deep treads
- Self-cleaning lugs



- Triple-belted sidewalls to resist puncture
- Purpose-built, long lasting tread patterns



- Handles extreme cold
- Holds shape & provides traction

# WHEELS



15"

## 50-SERIES

### A 5201

WEIGHT: 7.8 KG	LOAD RATING: 590 KG	OFFSET: +4
MATTE BLACK	FRONT/REAR	15" x 7"
		1523184-458

### B 5202

WEIGHT: 8.1 KG	LOAD RATING: 590 KG	OFFSET: +4
ACCENT	FRONT/REAR	15" x 7"
		1523102-266
MATTE BLACK	FRONT/REAR	15" x 7"
		1523102-458

### C 5203 BEADLOCK

WEIGHT: 7.3 KG	LOAD RATING: 590 KG	OFFSET: +38
MATTE BLACK	FRONT/REAR	15" x 7"
		1522435-458

### D 5204

WEIGHT: 6.1 KG	LOAD RATING: 590 KG	OFFSET: +55
MATTE BLACK	FRONT/REAR	15" x 7"
		1522550-458

### E 5301 BEADLOCK

WEIGHT: 7.7 KG	LOAD RATING: 726 KG	OFFSET: +38
ACCENT	FRONT/REAR	15" x 7"
		1523282
MATTE BLACK	FRONT/REAR	15" x 7"
		1523266

**LUG NUTS REQUIRED** P. 105 **WHEELS WITH 5 LUG NUTS** Only compatible with XD 1500 / Crew XD 1500.

### F 5304 BEADLOCK

WEIGHT: 7.3 KG	LOAD RATING: 726 KG	OFFSET: +62
MATTE BLACK	FRONT/REAR	15" x 7"
		1525420
ONLY COMPATIBLE WITH XD 1500 / CREW XD 1500		

### G 5306

WEIGHT: 6.8 KG	LOAD RATING: 789 KG	OFFSET: +62
MATTE BLACK	FRONT/REAR	15" x 7"
		1525684
ONLY COMPATIBLE WITH XD 1500 / CREW XD 1500		


### H 5307

WEIGHT: 7.3 KG	LOAD RATING: 789 KG	OFFSET: +62
MATTE BLACK	FRONT/REAR	15" x 7"
		1525686
ONLY COMPATIBLE WITH XD 1500 / CREW XD 1500		

### I 5307 BEADLOCK

WEIGHT: 8.2 KG	LOAD RATING: 789 KG	OFFSET: +62
MATTE BLACK	FRONT/REAR	15" x 7"
		1525688
ONLY COMPATIBLE WITH XD 1500 / CREW XD 1500		

## FORGED BEADLOCK RINGS



### 15" FORGED BEADLOCK RINGS

- A MACHINED 1522240-266**  
ONLY USED ON 5203 BEADLOCK  
SOLD INDIVIDUALLY
- B MATTE BLACK 1523147-458**  
ONLY USED ON 5301 BEADLOCK  
SOLD INDIVIDUALLY

14"

## 40-SERIES

### J 4201

FRONT	WEIGHT: 5.9 KG	LOAD RATING: 408 KG	OFFSET: +9
REAR	WEIGHT: 6.4 KG	LOAD RATING: 590 KG	OFFSET: +9

ACCENT	FRONT	14" x 7"	1522956-266
	REAR	14" x 8"	1522957-266
MATTE BLACK	FRONT	14" x 7"	1522956-458
	REAR	14" x 8"	1522957-458

### K 4202

FRONT	WEIGHT: 5.8 KG	LOAD RATING: 408 KG	OFFSET: +4
REAR	WEIGHT: 6.1 KG	LOAD RATING: 590 KG	OFFSET: -9

ACCENT	FRONT	14" x 7"	1522544-266
	REAR	14" x 8"	1522545-266
MATTE BLACK	FRONT	14" x 7"	1522544-458
	REAR	14" x 8"	1522545-458

### L 4203 BEADLOCK

FRONT	WEIGHT: 5.9 KG	LOAD RATING: 408 KG	OFFSET: +4
REAR	WEIGHT: 6.6 KG	LOAD RATING: 590 KG	OFFSET: -9

MATTE BLACK	FRONT	14" x 7"	1522238-458
	REAR	14" x 8"	1522239-458

### M 4204

FRONT	WEIGHT: 5.9 KG	LOAD RATING: 408 KG	OFFSET: +4
REAR	WEIGHT: 6.4 KG	LOAD RATING: 590 KG	OFFSET: -9

ACCENT	FRONT	14" x 7"	1522546-266
	REAR	14" x 8"	1522547-266
MATTE BLACK	FRONT	14" x 7"	1522546-458
	REAR	14" x 8"	1522547-458

### N 4205

FRONT	WEIGHT: 4.8 KG	LOAD RATING: 408 KG	OFFSET: +4
REAR	WEIGHT: 5.7 KG	LOAD RATING: 590 KG	OFFSET: -9


MATTE BLACK	FRONT	14" x 7"	1521507-521
	REAR	14" x 8"	1521508-521
LUSTER	FRONT	14" x 7"	1521507-410
	REAR	14" x 8"	1521508-410

### O HD DUAL BEADLOCK

WEIGHT: 18.1 KG	LOAD RATING: 725.7 KG	OFFSET: +38
-----------------	-----------------------	-------------

MATTE BLACK	FRONT/REAR	14" x 7"	1524022-458
-------------	------------	----------	-------------

## FORGED BEADLOCK RINGS



### 14" FORGED BEADLOCK RINGS

- A MACHINED 1522244-266**  
ONLY USED ON 4203 BEADLOCK &  
HD DUAL BEADLOCK  
SOLD INDIVIDUALLY
- B MATTE BLACK 1523146-458**  
ONLY USED ON 4301 BEADLOCK &  
HD DUAL BEADLOCK  
SOLD INDIVIDUALLY

## KNOW YOUR WHEELS

**STEP 1:**  
SELECT YOUR SERIES

- 4 = 40-SERIES
- 5 = 50-SERIES

**STEP 2:**  
CHOOSE YOUR LOAD RATING

- 1 = <362.9 kg
- 2 = 363 - 589.7 kg
- 3 = 590 - 726+ kg

**STEP 3:**  
PICK YOUR COLOR

OFFSET / BEADLOCK / COLOR  
INCREASE OFFSET FROM STOCK = NARROWER STANCE  
DECREASE OFFSET FROM STOCK = WIDER STANCE

COMMON ACCESSORIES

WINCHES

PLOWS

LIGHTING

CONNECTED TECHNOLOGY

ELECTRICAL ACCESSORIES

TRACKS

HUNT

COOLERS

WHEELS & TIRES & TRAILER RING



- Tread patterns optimized for extreme traction
- Ideal for both hard pack and loose trail



- Flexible "grippy" tread
- Aggressive side bite



- Provides traction and durability
- Built to perform in hard sand, jagged rocks or any other extreme terrain



- Extra deep treads
- Self-cleaning lugs



- Triple-belted sidewalls to resist puncture
- Purpose-built, long lasting tread patterns



- Handles extreme cold
- Holds shape and provides traction

# WHEEL & TIRE SETS

14" 40-SERIES	UTILITY			DESERT/ROCK	MUD/TRAIL		BACKCOUNTRY/TRAIL			TREKKER		X TERRAIN	
	HARVESTER		PRESERVE	CRAWLER XR	MUD XC		ATTACK	DUAL-THREAT		27"	29"	27"	29"
	27"	28"	27"	28"	27"	29"	26"	26"	29"				
4201 ○ ACCENT	2882388	2883225	2883208	2882394	2884272	2884265	2882390	2883138	2883146			2889966	2889976
4201 ○ MATTE BLACK	2882389	2883226	2883209	2882395	2884273	2884266	2882391	2883139	2883147			2889967	2889977
4202 ○ ACCENT	2882383	2883220	2883203	2881343	2884267	2884260	2881335	2883140	2883148			2890907	2890906
4202 ○ MATTE BLACK	2882384	2883221	2883204	2881344	2884268	2884261	2881336	2883141	2883149			2890905	2890904
4203 BEADLOCK MATTE BLACK <small>BEADLOCKS SOLD SEPARATELY</small>				2881386			2881381					2889972	2889982
4204 ACCENT	2882385	2883222	2883205	2881355	2884270	2884263	2881347	2883142	2883150			2889973	2889983
4204 ○ MATTE BLACK	2882386	2883223		2881356	2884271	2884264	2881348	2883143	2883151			2889974	2889984
4205 ○ LUSTER				2881371			2881359						
4205 ○ MATTE BLACK	2882387	2883224	2883207	2881372	2884269	2884262	2881360	2883144	2883152			2889975	2889985

15" 50-SERIES	TRAIL	DESERT/ROCK
	ATTACK 2.0 28"	CRAWLER XG 28"
5201 ACCENT	2883160	2883188
5201 MATTE BLACK	2883159	2883187
5202 ACCENT	2883158	2883186
5202 MATTE BLACK	2883157	2883185
5203 BEADLOCK ACCENT <small>BEADLOCKS SOLD SEPARATELY</small>	2883154	2883182
5204 MATTE BLACK	2883155	2883183
5301 BEADLOCK ○ ACCENT <small>BEADLOCKS PRE-MOUNTED</small>	2883162	2883190
5301 BEADLOCK ○ MATTE BLACK <small>BEADLOCKS PRE-MOUNTED</small>	2883161	2883189

## XD 1500 WHEEL & TIRE SETS

15" 50-SERIES	UTILITY		MUD/TRAIL	DESERT/ROCK		BACKCOUNTRY/TRAIL												
	HARVESTER 30"	32"	MUD XC 30"	CRAWLER AT 30"	32"	CRAWLER XG 30"	32"	CRAWLER XP 30"	32"	CRAWLER XR 30"	32"	ATTACK 2.0 30"	32"	DUAL-THREAT 32"	PRO RUNNER 30"	32"	TREKKER 30"	32"
5302 BEADLOCK ○ MATTE BLACK	2889936	2889942	2890841	2889937		2889935	2890025	2889946	2889948	2890846	2885010	2889934		2885009	2890844	2885011	2890921	2890926
5304 ○ MATTE BLACK	2889996	2889945	2890674	2889999	2890000	2889995	2890027	2890672	2889997	2890673	2889998	2889994	2890675	2891026	2890843		2891006	2891007
5306 ○ MATTE BLACK	2890949	2890950	2890948	2890941	2890942	2890938	2890939	2890946	2890947	2890943	2890944	2890932	2890933	2890934	2890935	2890936	2890917	2890922
5307 ○ MATTE BLACK	2890968	2890969	2890967	2890960	2890961	2890957	2890958	2890965	2890966	2890962	2890963	2890951	2890952	2890953	2890954	2890955	2890918	2890923
5307 BEADLOCK ○ MATTE BLACK	2890987	2890988	2890986	2890979	2890980	2890976	2890977	2890984	2890985	2890981	2890982	2890970	2890971	2890972	2890973	2890974	2890919	2890924

## 2 WAYS TO PURCHASE

### INDIVIDUAL WHEELS & TIRES

- OR - COMPLETE SETS AS LISTED

Exclusively at Polaris Authorized Dealers



**TIRE SEALANT** P. 106

- » 946 ML • 2830484
- » 3.8 LITERS • 2830485
- » 19 LITERS • 2830486
- » 19 LITERS PUMP • 2830487

### LUG NUTS ○ LUG NUTS REQUIRED

12MM x 1.5 SPLINED LUG NUTS		
16 LUG NUTS WITH WRENCH	<small>ALL POLARIS RANGER 3-SEAT &amp; CREW MODELS</small> 	287933
4 LUG NUTS WITHOUT WRENCH		2879331
SPLINED LUG WRENCH		2204966

3/8" - 24 HEX LUG NUTS		
16 HEX LUG NUTS	<small>ALL POLARIS RANGER 570'20-21 MODELS</small> 	2877409
4 HEX LUG NUTS		2876754

COMMON ACCESSORIES

WINCHES

PLOWES

LIGHTING

CONNECTED TECHNOLOGY

ELECTRICAL ACCESSORIES

TRACKS

HUNT

COOLERS

WHEELS & TIRES & TRAILERING

# TIRE SEALANT

24 X 7 COVERAGE | BE PREPARED FOR ANYTHING

## HOW IT WORKS

- 1 Tire sealant remains liquefied inside the tire until a leak develops in the tire or wheel.
- 2 Once a leak occurs, the tire sealant rushes out of the tire and quickly creates a permanent solid plug, maintaining tire pressure so you can continue your ride.



## HOW MUCH DO YOU NEED?

$$\text{TIRE HEIGHT (IN.)} \times \text{TIRE WIDTH (IN.)} / 5 = \text{LITERS REQUIRED PER TIRE}$$

## PREMIUM TIRE SEALANT

- Instantly seals and repairs rim, bead leaks and punctures up to 0.64 cm on standard tires and 1.9 cm on heavy ply tires
- Helps seal the tire bead against the wheel
- Creates permanent repair, helps maintain air pressure for the life of the tire
- 100% water soluble for easy cleanup
- Remains fluid and effective in temperatures down to -43° C
- Will not rust, corrode or pit wheels
- Easily installed through existing tire valve stem with valve core removed

- » 946 ML • 2830484
- » 3.8 L • 2830485
- » 19 L • 2830486
- » 19 L PUMP • 2830487
- » 208 L • 2830489
- » 1041 L • 2830488

# CV BOOT REPAIR KIT\*

FIX ON THE GO | TEMPORARY COVERAGE

- A quick trail-side fix to increase trail time
- The flexible and durable boot material expands over a cone tool for CV boot repairs, without disassembling CV axles
- Universal fit – works as a temporary fix for most powersports axles
- All components fit inside the cone, and a cover is provided for compact durable storage
- Easily fits in a cargo box, attached to the roll cage, in the glovebox or many other storage locations



Items shown are contained inside cone

## UTV CV BOOT REPAIR KIT

Kit includes the following items:

- (1) Expandable XL CV Boot
  - (1) Reusable Cone Tool
  - (2) CV Boot Clamps
  - (1) Tube of Silicone Lube
  - (1) Grease Packet
  - (1) Cone Cover
- » 2830526

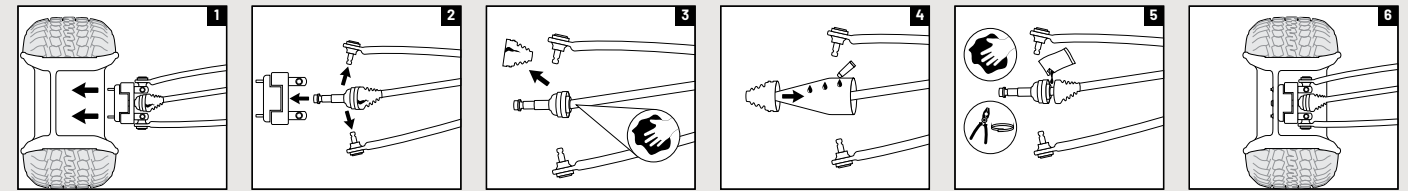
## UTV TRAIL BOOT ONLY

» 2830527

## ATV

- » CV REPAIR KIT 2830528
- » TRAIL BOOT ONLY 2830529

## HOW TO INSTALL



- 1 Remove wheel and axle nut.
- 2 Remove brake caliper, hub, tie rod and upper and lower ball joints.
- 3 Remove old boot and clean joint.
- 4 Spread silicone lube on entire cone tool. Slide boot over cone tool, large end first. See package for outer boot instructions.
- 5 Empty the bag of grease into the CV joint/boot, clean sealing points and install clamps.
- 6 Reassemble tie rod, ball joints, brake caliper, axle nut, tire and wheel.

Refer to your service manual for further instructions and torque specifications.  
\*Designed for temporary CV boot repair. Purchase the OEM CV Boot for a permanent repair.

# TRAILERING

## RAMPS



### CALIBER RAMP PRO

- Designed for ATVs and UTVs up to 127 cm wide
  - Integrated grip glides for ultimate traction
  - Folding sides for easy transportation and storing
- » 132 CM x 229 CM • 2884576



### ALUMINUM ARCHED LOADING RAMPS

- Capacity for up to 1,361 kg
- » 193 CM x 30.5 CM • 907 KG • 2875384
- » 224 CM x 30.5 CM • 1,361 KG • 2875386



### LIGHTWEIGHT TRI-FOLD RAMPS

- Ramp folds up for transport
  - Capacity for up to 680.7 kg
  - Safety straps included
- » 183 CM x 130 CM • 2875385
- » 208 CM x 130 CM • 2875860



### FOLDING ALUMINUM ARCHED RAMPS

- Ramp folds up for transport
  - Up to 680 kg total capacity, 340 kg per individual ramp
  - Safety straps included
- » 224 CM x 30.5 CM • 2875387

## COVERS



## TRAILERING COVERS

- Protect your vehicle from the elements while storing outdoors
- A ratchet strap system on the bottom helps to secure the cover to the vehicle

### MID-SIZE

- » 2890329
- SP 570 '22-25
- » 2890330
- CREW SP 570 '22-25

### FULL-SIZE

- » 2890331
- XP 1000 '15-25, 1000 '20-25
- » 2890332
- CREW XP 1000 '17-25, CREW 1000 '20-25
- » POLARIS PURSUIT CAMO • 2882160
- XP 1000 '14-25, EV '15-21, 570 FULL-SIZE '17-25, 570 '14-25, 500 '17-22, 1000 '20-25

### EXTREME DUTY

- » 2889107
- XD 1500 '24-25
- » 2890305
- CREW XD 1500 '24-25

## HITCHES



### HITCH WITH 5 CM BALL

- 3:1 Hitch: ball, hook and pin design
  - Rust resistant steel with powdercoat finish
  - Removable ball, HD 1.6 cm pin and clip
- » 5 CM x 5 CM RECEIVER • 2830522
- » 3 CM x 3 CM RECEIVER • 2830523



### 4.8 CM BALL

- 4.8 cm replacement ball for hitch
  - Designed to work with 3:1 Hitch
- » 2830524



### RECEIVER HITCH

- » 5 CM RECEIVER TONGUE 2875320



### TRAILER BALL 1.9 CM SHANK

- » 4.8 CM BALL • 2877602
- » 5 CM BALL • 2877603

## STRAPS & ROPES



### RECOVERY STRAP

- 5 cm x 9.1 m
  - 8,165 kg maximum load, 4,082 kg maximum vehicle weight
  - Comes with carry bag
- » 2884033



### RATCHET STRAP

- 3.8 cm x 4.6 m straps, 2 pack
  - Heavy duty webbing
  - 2,495 kg maximum load, 831 kg working load
- » 2884031



### RATCHET STRAP

- 5 cm x 6.1 m
  - Heavy duty webbing, floating D-rings, double J-hooks
  - 4,536 kg maximum load, 1,497 kg working load
- » 2884032



### SHOCK STRAPS

- 3.8 cm 1,361 kg breaking strength
  - Keeps tension on tie-down straps to secure load, 2 pack
- » 3.8 CM x 4.6 M • 2883296
- » 3.8 CM x 2.1 M • 2883295

COMMON ACCESSORIES

WINCHES

PLOWS

LIGHTING

CONNECTED TECHNOLOGY

ELECTRICAL ACCESSORIES

TRACKS

HUNT

COOLERS

WHEELS & TIRES & TRAILERING

# OIL & LUBRICANTS

Our PS-4 engine oils provide ultimate performance and protection, they're formulated with exclusive additives to keep engines clean from deposit buildup. These powersports-grade full synthetic oils helps maximize power and protect your engine for the long term.

## PS-4 FORMULATIONS BEST PROTECTION, BEST PERFORMANCE



### PS-4 5W-50 FULL-SYNTHETIC OIL

Optimal for ambient operating temperatures of -40° C to 38° C.

.95 L 2876244	3.8 L 2876245	60.6 L 2876247	208 L Drum 2876246	1249 L Tote 2878814
------------------	------------------	-------------------	-----------------------	------------------------

### PS-4 0W-50 EXTREME FULL-SYNTHETIC OIL

Optimal for ambient operating temperatures of -43° C to 54° C.

.95 L 2889395	3.8 L 2889396	60.6 L 2889397	208 L Drum 2889398	1,249 L Tote 2889399
------------------	------------------	-------------------	-----------------------	-------------------------



### PS-4 EXTREME SYNTHETIC 0W-50

- Our best extreme high and low temp formula, excellent for high temperatures and racing, even at temps of 54°C, plus easier cold starting even below -42°C
- Expect the best in wear protection thanks to premium PAO and ester base stocks combined with a balance of moly and ZDDP additives
- Polaris exclusive clean engine additive system reduces deposits and carbon build-up for peak performance and power

### THE BEST PROTECTION, MAXIMUM PERFORMANCE

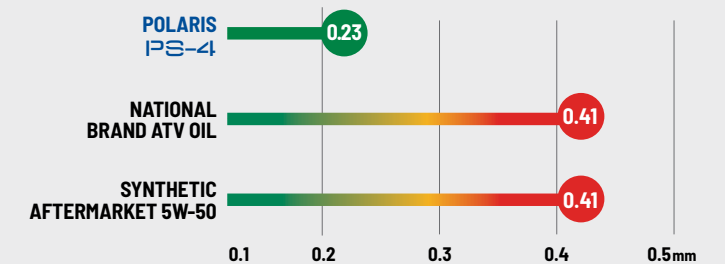
- Powersports grade full synthetics provide long lasting engine protection
- At least 40% improved wear protection compared to all aftermarket oils tested (see engine wear test chart)
- Polaris exclusive clean additive system
- At least 50% less deposits than all aftermarket oils tested (see deposit test chart)
- Cleaner engine with less deposits means consistent maximum power and performance

### WIDEST VISCOSITY FOR ULTIMATE PROTECTION



### ENGINE WEAR TEST

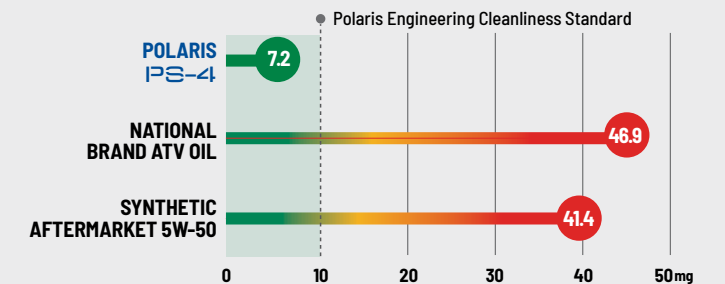
LOWER NUMBER = LESS ENGINE COMPONENT WEAR  
LESS WEAR ON PARTS MEANS LONGER ENGINE LIFE



ASTM D4172. In 3rd party testing against 9 competitive products Polaris had 40% or better wear protection compared to all of the tested products. Numbers represent mm of wear scarring measured. Test measures wear at contact points, wear scar is measured for its length and width (in units of mm). Lower wear numbers mean better wear protection and friction reduction.

### DEPOSIT TEST

LOWER DEPOSITS = MAXIMUM POWER



ASTM D6335. In 3rd party testing against 9 competitive products Polaris PS-4 had less than half the deposits compared to the next closest product. No other tested products met Polaris Engineering standards for deposit cleanliness. Test measures mass of deposits in mg in high temp, high stress test cycles. Higher deposits will impact engine power and performance.

## OIL CHANGE KITS

These convenient kits include everything needed including filter and oil volume per vehicle

PART NUMBER	VEHICLE FITMENT	PART NUMBER
2890882	RANGER XD 1500	2890883
2202166	RANGER/RZR/SPORTSMAN 570, TWIN 600, TWIN 700, TWIN 800	2890056
2879323	RANGER, GENERAL 900-1000, RZR 900-1000, RS1, POLARIS XPEDITION	2890057
2877473	RANGER/SPORTSMAN 300-500, SPORTSMAN/SCRAMBLER 500/850/1000	2890055
2881696	RZR TURBO (NON PRO R)	2890058
2890880	RZR PRO R	2890881

## POLARIS INVESTS IN EACH OIL AT & ABOVE THESE LEVELS

12+ DEDICATED  
TEAM MEMBERS  
FOCUSED ON POLARIS OIL

18+ MONTHS  
DEVELOPMENT & TESTING

76,000+ HOURS  
DYNO TESTING

3.5 MILLION+ KILOMETERS  
FIELD TESTING



#### DOT 4 BRAKE FLUID

A high-quality brake fluid designed for use in Polaris hydraulic brakes.  
» 355 ML • 2872189



#### SUSPENSION/ U-JOINT GREASE

» 89 ML • 2871515  
» 414 ML • 2871551



#### GAS SHOCK OIL

» .95 L RACING • 2874124  
WALKER EVANS RACING REBUILDABLE SHOCKS  
» .95 L PREMIUM • 2870995  
FOX® REBUILDABLE SHOCKS



#### AGI

Protects transmission components against wear, corrosion, oxidation and foam in transmissions.  
» .95 L • 2878068  
» 3.8 L • 2878069  
» EXTREME • .95 L • 2891028



#### DEMAND DRIVE FLUID

Proprietary formulation prevents clutch slippage and chatter and reduces component wear and corrosion.  
» .95 L • 2877922  
» 9.5 L • 2877923



#### ANTI-FREEZE

Prevent corrosion on metal components, eliminate scaling and maximize cooling system performance.  
» .95 L • 2880514  
» 3.8 L • 2880513  
» 208 L • 2880512



#### CARBON CLEAN

Ultimate fuel and injection system cleaner  
» 355 ML • 2881413  
NOT COMPATIBLE WITH XP KINETIC



#### ADVANCED FUEL TREATMENT

Dual antioxidant formula protects jets and fuel system from gum and varnish  
» 355 ML • 2881416  
NOT COMPATIBLE WITH XP KINETIC

MAINTENANCE & GARAGE

OIL & LUBRICANTS

GARAGE ACCESSORIES

BATTERY CHARGERS & SERVICE PARTS

POLARIS POWER

# GARAGE ACCESSORIES



## NEW PARTS TRAY CABINET

- Roller bearing design
- 20.5" W x 16.75" D x 14.75" H
- » PARTS TRAY CABINET W/ 4 DRAWERS • 2830605
- » SQUARE DIVIDERS (24 COMPARTMENTS) • 2830606
- » ADJUSTABLE DIVIDER • 2830607
- » CABINET STAND • 2830608
- » CABINET WITHOUT DRAWERS • 2830609



## NEW EXTENSION CORDS

- Light-up cords designed for extreme cold and heat
- » HD XD 15.2M TRIPLE OUTLET 1 $\frac{1}{2}$ " • 2830587
- » 7.6M SINGLE OUTLET 1 $\frac{1}{4}$ " • 2830588
- » 15.2M SINGLE OUTLET 1 $\frac{1}{4}$ " • 2830589
- » .6M TRIPLE END 1 $\frac{1}{4}$ " • 2830603
- » .6M ADAPTER 30A TO 20A 1 $\frac{1}{4}$ " • 2830602



## BATTERY OPERATED FLUID TRANSFER PUMP WITH FLOW CONTROL NOZZLE

- Ideal for quick transfer of fluid, diesel, DEF/Adblue, water & water-based media
- Handheld flow control nozzle
- Powered by two 'D' batteries (not included)
- » 2830595



## BATTERY OPERATED FLUID TRANSFER PUMP

- Liquid transfer pumps 5-6 quarts/min suctioning power
- Powered by two 'D' batteries (not included)
- » 2830513



## FLEXIBLE CLUTCH COVER TOOL

- Set includes:
- (1) 1/4" drive x 11" flexible driver
- (1) 1/4" Drive double sided socket - 1/2" x 8mm
- Rubber grip handle and flexible shaft for better leverage
- » 2830572



## FLEX SPOUT

- Fits all Polaris quart, gallon and 2.5 gallon bottles
- » 2871285



## FLUID FUNNEL

- Narrow spout for controlled pouring
- Designed to prevent overfills
- Durable for all types of chemical exposure
- » 2830552



## FLUID SYRINGE

- Easily add and remove fluid from your vehicle
- » 2830553



## FLUID CHANGE TRAY

- 22" x 22" x 11.5"
- Chemical and heat resistant
- Holds up to 2 gallons of liquid
- » 2830551



## FUNNELS

- Narrow spout for controlled pouring
- Designed to prevent overfills
- Durable for all types of chemical exposure
- » 1.2 L BLUE • 2830574
- » 1.4 L RED • 2830575
- » 1.4 L GREEN • 2830576



## GREASE GUN

- For 414 ML All-Season & U-Joint
- Heavy-duty, one-handed pistol grip
- 5,000 PSI, with a 4" steel extension efficiently lubricates, reduces friction and wear and tear
- » 414 ml • 2830569



## GREASE GUN

- For 88.7 ML All-Season & U-Joint
- Tough steel construction
- Accepts both 8" rigid pip nozzle and 12" 12,000 PSI flex hose
- Enables easy application of grease
- » 88.7 ml • 2871312



## HANDHELD PUMP SPRAYER

- Half gallon portable sprayer
- Lightweight and easy to use
- » 2830570



## OIL CHANGE KIT

- 6.5 QT drain pan, one pint oil funnel with screen, oil filter wrench, 15" x 18" absorbent pads (2), clean up wipe (1), 6 mil nitrile gloves (1 pair), blue interfold shop towels (4)
- » 2830545



## OIL FILTER WRENCH - 65MM (2 9/16")

- 14 flute cup size - used with 3/8" square drive
- Works with Polaris Oil Filters 2540086, 2520799 and other 14 flute filters
- » 2830550



## PREMIUM MAINTENANCE TOOL KIT

- Includes 51 pieces
- » 2830565



## POLARIS SHOP TOWELS

- » 200 CT W/ DISPENSER • 2830402
- » 200 CT REFILL • 2830403
- » 64 CT REFILL • 2830440
- » HEAVY-DUTY SCRUBBER WIPES 90 CT • 2830441

## OIL FILTER WRENCH - 73MM (2 7/8")

- Designed to fit with Polaris Oil Filter 2521728
- 15 flutes cup size, used with 3/8" drive
- » 2830594
- RANGER XD 1500



## POLARIS LED POCKET FLASHLIGHT

- Powerful beam - extends 200'
- Powered by 2 AAA batteries
- 90 lumens, 1 watt, energy efficient light
- » 2830436



## POLARIS MAGNETIC PARTS TRAY

- » 2830432



## POLARIS 8.4 cm TELESCOPIC MAGNET

- Retrieve fasteners or parts dropped in hard-to-reach places
- 5 LBS of holding strength
- Extends from 6.5" to 33"
- » 2830435



## PUMP

- Fits 1 and 2.5 gallon bottles
- » 2870465



## TRAIL TECH PORTABLE AIR COMPRESSOR

- Handheld air compressor with Li-ion battery
- Programmable PSI pressure settings, LED light and USB phone charger
- » COMPRESSOR • 060-DAP
- » CASE • 060-BAG
- » 15" EXTENDER HOSE • 060-LHS



## FOLDING WORK LIGHT - 2000 LUMENS

- Rechargeable light with 2 LED light heads and 360° magnetic swivel handle that functions as a stand
- » 2830591



## WORK LIGHT - 550 LUMENS

- UV and dual-charging on a 360° rotating swivel
- » 2830584



## WORK LIGHT - 1000 LUMENS

- Adjustable with magnetic ends
- Battery charge indicator
- » 2830585



## WORK LIGHT - 4000 LUMENS

- 90° swivel LED light with magnetic backing
- 16', 14 gauge extension cord cable reel
- » 2830586



# BATTERY CHARGERS



### NOCO GENIUS® BATTERY CHARGER - 1 AMP

- Keep your battery charged
  - Includes Boost Eyelet Cable with X-Connector Adapter (2830546)
  - Includes adaptor for vehicle charge port
- » 2830567



### NOCO GENIUS® BATTERY CHARGER - 2 AMP

- Keep your battery charged
  - Includes Boost Eyelet Cable with X-Connector Adapter (2830546)
  - Includes adaptor for vehicle charge port
- » 2830568



### NOCO GENIUS® BATTERY CHARGER - 5 AMP, 2 BANK

- Waterproof charger
  - 5 amps per bank for charging any 12v, AGM, lead-acid and/or lithium-ion batteries
- » 2830599



### NOCO GENIUS® BATTERY CHARGER - 10 AMP, 4 BANK

- Waterproof charger
  - 10 amps per bank for charging any 12v, AGM, lead-acid and/or lithium-ion batteries
- » 2830601



### NOCO BOOST® GB40 12V 1000A JUMP STARTER

- Delivers 1,000 amps for jump starting a dead battery in seconds
- » 2830547



### NOCO BOOST® GB70 12V 2000A JUMP STARTER

- Delivers 2,000 amps for jump starting a dead battery in seconds
- » 2830597



### NOCO BOOST® JUMP PACK PROTECTION CASES

- Lightweight, durable and rugged custom exterior
- » GB40 • 2830548  
» GB70 • 2830598

**YOUR BATTERY IS READY WHEN YOU ARE**

# SERVICE PARTS



**POLARIS ENGINEERED SERVICE PARTS DELIVER UNMATCHED PERFORMANCE AND FIT FOR YOUR OFF-ROAD VEHICLE.**

All service parts are engineered specifically for your machine. Which means everything is designed, tested and perfected to maximize the life of your ride. Getting Polaris Engineered parts is a decision that pays off in the long run, because there is a long run.

**VISIT YOUR POLARIS DEALER TO SHOP FOR SERVICE PARTS.**

## FOR THE LIFE OF YOUR RIDE



## POLARIS ENGINEERED DRIVE BELTS

### OUR INVESTMENT

- 32,187 km of field testing
- Thousands of dyno hours
- 18+ months of development (3,000+ design hours) per belt
- 1,200+ vehicle validation hours
- Collaboration with powertrain & clutch engineers

### YOUR ADVANTAGE

- No clutch recalibration
- Less wear & tear due to heat
- Ensure maximum performance of your vehicle
- More time out riding, less time wrenching

Maintenance is the key to keeping your Polaris off-road vehicle performing at its peak. Items like belts, lubricants, and batteries represent only a few of these critical items engineered specifically by Polaris.

### TESTED, PERFECTED

We test each belt on the intended vehicle - we don't just try to make an existing belt "just work".

- Amery, Polaris System Engineer

**OUR INVESTMENTS ENSURE POLARIS BELTS OUTPERFORM YOUR EXPECTATIONS.**



## TRY THE POLARIS MOBILE APP

COMPATIBLE WITH P2500iEBT & P3200iEBT

- Start & Stop Generator
- Monitor Fuel Level (with Low Fuel Warning), Output Percentage, Total Hours, Power Output
- Monitor Total Run Time Remaining, AC Wattage, AC Voltage, Engine, RPM & Engine Temperature
- Access Service & Owners Manual

### P2000i Inverter Generator 2830532



#### BEST USED FOR

- Tailgating
- Off-Grid
- Camping



Extension Cord Management

### P2500iEBT Inverter Generator 2830537



#### BEST USED FOR

- Tailgating
- Off-Grid
- Camping



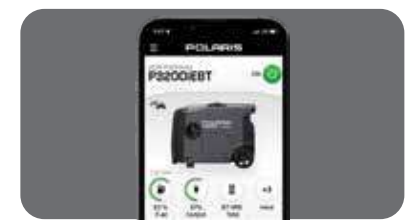
Polaris Mobile/App Compatible for Digital Gauge Readings and Remote Start Features

### NEW P3200iEBT Inverter Generator 2830539



#### BEST USED FOR

- DIY Remodeling
- One Room Backup
- RV'ing



Polaris Mobile/App Compatible for Digital Gauge Readings and Remote Start Features

### P5500 / P6500 Open Frame Generator 2830534 / 2830535



#### BEST USED FOR

- Construction
- Home Backup
- RV'ing



Rough Terrain Wheel

Electric Start

### PRESSURE WASHER 3700 2830573



- 3700 psi at 2.5 gpm
- Simpson pro-axial cam pump
- CRX 4-stroke 225cc OHV engine
- Low oil shut-down system
- 10" pneumatic tires
- Heavy-duty steel engine plate
- 1.25" tubular construction
- Professional spray gun
- 35' Morflex® hose
- Thermal relief valve

### ELECTRIC PRESSURE WASHER 2500 2830592



- 2500 psi at 1.5 gpm
- 120v electric induction motor
- Axial pump with thermal relief valve
- Detachable cart for easy transport
- Professional spray gun with quick connect nozzles
- 25' Morflex® hose
- 8" Never-flat tires

## FEATURED ACCESSORIES



**SMALL ENGINE OIL**  
• 4-cycle engine oil  
» 2879383



**ALL WEATHER COVER**  
» P2500iEBT • 2830540  
» P3200iEBT • 2830541  
» P5500/P6500 • 2830542



**HIGH ALTITUDE MODIFICATION KIT**  
» P2500iEBT • 2889540  
» P3200iEBT • 2884866



**INVERTER PARALLEL KIT**  
• Parallel to any two Polaris inverter generators  
» 2830536



**BATTERY OPERATED FLUID TRANSFER PUMP WITH FLOW CONTROL NOZZLE**  
» 2830595



**TURBO NOZZLE**  
• 3700 PSI .25" QC turbo nozzle delivers a strong jet of oscillating water that cleans faster than standard nozzles  
• Made for reliability and durability, this nozzle is easy to use and great at cleaning hard to remove dirt and debris  
» 2830579

Read, understand and follow your owner's manual. Never operate a generator indoors. Generator exhaust contains carbon monoxide vapors and exposure can result in severe injury or death. Gasoline is highly flammable and explosive under certain conditions. Always use extreme care whenever handling gasoline.



## RANGER APPAREL & MERCHANDISE



**MEN'S RANGER TEE**

S-3XL  
Green | 2833091  
Black | 2833092



**MEN'S LONG SLEEVE RANGER TEE**

S-3XL  
Black | 2833094  
Gray | 2833093



**NEW RANGER HOODIE**

S-3XL  
Black | 2865589



**POLARIS RANGER STICKER 6"**

15.24 cm x 2.16 cm | 2861864



**POLARIS RANGER PARKING SIGN**

2869933



**RANGER CAP**

Black | 2833131  
Green | 2833132

## RANGE COLLECTION



**NEW RANGE WORK JACKET**

Rugged and warm jacket that's tough for work and comfortable for play

**MEN'S | S-3XL**  
Black | 2865321  
Tan | 2865322

**WOMEN'S | S-3XL**  
Black | 2865345  
Tan | 2865346



**RANGE WORK GLOVE**

**MEN'S | S-3XL**  
Black | 2865392

# APPAREL

**FIT FOR ANY ADVENTURE.** For outdoor enthusiasts looking for gear that's purposefully built to stand up to the fun and challenging experiences Polaris vehicles enable. Each piece of apparel and equipment bearing the name Polaris is crafted by outdoor enthusiasts, for outdoor enthusiasts. They are a badge of honor - representing what the Polaris brand stands for - a passion to simply be outside doing what you love.

# CASUALWEAR & HATS



**NEW**  
SOFTSHELL JACKET 2.0

- |                      |                        |
|----------------------|------------------------|
| <b>MEN'S   S-3XL</b> | <b>WOMEN'S   S-3XL</b> |
| Black   2865318      | Black   2865343        |
| Rust   2865319       | Blue   2865344         |
| Blue   2865320       |                        |



PURSUIT HOODIE

- |                      |                           |
|----------------------|---------------------------|
| <b>MEN'S   S-3XL</b> | <b>WOMEN'S   S-3XL</b>    |
| Orange   2864606     | <b>NEW</b> Camo   2865488 |
| Camo   2862494       |                           |
| Black   2833076      |                           |
| Green   2833077      |                           |



UPF HOODIE TEE **TOP SELLER**

- |                            |                           |
|----------------------------|---------------------------|
| <b>MEN'S   S-3XL</b>       | <b>WOMEN'S   S-3XL</b>    |
| <b>NEW</b> Olive   2865492 | <b>NEW</b> Navy   2865494 |
| Blue   2833072             | Pink   2833102            |
| Gray   2833073             | Teal   2833103            |



PLAID FLANNEL SHIRT

- |                               |                               |
|-------------------------------|-------------------------------|
| <b>MEN'S   S-3XL</b>          | <b>WOMEN'S   S-3XL</b>        |
| <b>NEW</b> Cabernet   2865495 | <b>NEW</b> Cabernet   2865496 |
| Blue   2864671                | Blue   2864673                |
| Cypress   2864672             | Teal   2864674                |



**NEW**  
PERFORMANCE SHIRT

- |                      |
|----------------------|
| <b>MEN'S   S-3XL</b> |
| Sand   2865497       |
| Cypress   2865498    |



PIT SHIRT **TOP SELLER**

- |                            |
|----------------------------|
| <b>MEN'S   SIZE VARIES</b> |
| Cypress   S-3XL   2864561  |
| Black   XS-4XL   2862526   |
| Navy   S-3XL   2833043     |



STAPLE CAP **TOP SELLER**

- |                             |
|-----------------------------|
| <b>NEW</b> Maroon   2865516 |
| Cypress   2864568           |
| Black   2833127             |
| Navy   2833128              |



CORE CAP **TOP SELLER**

- |                 |
|-----------------|
| Red   2833123   |
| Gray   2833507  |
| Navy   2833494  |
| Black   2833495 |



SHIELD PATCH CAP

- |                |
|----------------|
| Navy   2864578 |
| Red   2864579  |



TONAL HAT

- |                     |
|---------------------|
| Orange   2864564    |
| Black/Red   2833497 |
| Navy   2833496      |



STEALTH CAMO CAP

- |                |
|----------------|
| Camo   2861527 |
|----------------|



HUNTER ORANGE HAT

- |                |
|----------------|
| S/M   2860892  |
| L/XL   2862545 |



CAMO BEANIE (REVERSIBLE)

- |                |
|----------------|
| Camo   2833118 |
|----------------|



CORE BEANIE

- |                  |
|------------------|
| Orange   2862595 |
|------------------|

# HELMETS & GOGGLES



TEAL/LIME  
2865411

**NEW**  
509 TACTICAL 3.0 MTN

EXPERIENCE TOP-TIER PROTECTION, COMFORT AND CONNECTIVITY

XS-4XL  
SIZE VARIES BY COLOR  
ALSO AVAILABLE IN YOUTH

**SHELL**

- Poly and ABS polymer construction - ensures both strength and a lightweight feel for maximum protection

**WEIGHT**

- Starting at 1,300g

**FEATURES**

- Venturi Vent system generates negative pressure at velocity and pulls moist air from the breath box
- Cardo UCS Compatibility - integration and easy assembly of Cardo UCS modules (sold separately)
- Magnetic Fidlock chin-strap technology
- Plush liner design
- Compatible with VEES Protection System (sold separately) for cold days
- DOT- and ECE 22.06-approved



**NEW**  
MAROON/FUCHSIA  
2865435

TENACITY 4.0

COMBINATION OF MODERN STYLE & PREMIUM PROTECTION WITH INCREDIBLE VALUE

XS-2XL

**SHELL**

- Shock-resistant, injection-molded thermoplastic

**WEIGHT**

- 1,500g

**FEATURES**

- Through-flow, full-helmet ventilation
- ProClip quick release chin strap allows you to fasten the chin strap in seconds
- Removable breath box
- Toolless adjustable roost shield
- Removable, washable liner
- DOT- and ECE 22.06-approved



**NEW**  
FUCHSIA/GRAY  
2865427

509 KINGPIN

PREMIUM MATERIALS, ATTRACTIVE PRICE

**FEATURES**

- Built for off-road, the oversized spherical lens delivers optimal peripheral vision
- Metal tear-off posts provide strength and durability
- Quick-change technology allows you to run the best lens tint for conditions



**NEW**  
BLUE  
2865431

509 MX6

SUPER WIDE FIELD OF VIEW, ENGINEERED FOR DIRT

**FEATURES**

- PC outer lens with anti-scratch coating, and internal anti-fog coating
- Outriggers with latch system for quick lens change
- 45mm strap with silicone to hold strap in place



## HOME & COLLECTIBLES



KICKBACK ROCKER

- |                 |
|-----------------|
| Green   2864816 |
| Blue   2862626  |



HITCH COVER

- |         |
|---------|
| 2861623 |
|---------|



POLARIS KEY RACK

- |                           |
|---------------------------|
| 30.5 cm x 20 cm   2864718 |
|---------------------------|



15 OZ CAMPFIRE MUG

- |         |
|---------|
| 2861613 |
|---------|

APPAREL

RANGE APPAREL & MERCHANDISE

RANGE COLLECTION

CASUALWEAR & HATS

HELMETS & GOGGLES

# HARDEST WORKING.

## SMOOTHEST RIDING.



**POLARIS**  
Think Outside

Availability varies by market, check your local dealer for availability. Never transport a loaded firearm. Verify firearm is unloaded prior to mounting. Please refer to local laws and regulations regarding the requirements for the legal transport of firearms.

Warning: Polaris Off Road vehicles can be hazardous to operate and are not designed for on-road use. Driver must be at least 16 years old with a valid driver's license to operate. All riders should always wear helmets, eye protection and footwear. Read, understand and follow your owner's manual. Ride within the limits of your own abilities and never engage in stunt or exhibition driving. Never ride under the influence of drugs or alcohol. All riders should take a safety training course. Call 800-342-3764 for additional information.

Unless noted, trademarks are the property of Polaris Industries Inc. 509® is a registered trademark of Teton Outfitters, LLC. Apple® and App Store® are registered trademarks of Apple Inc. Bluetooth® is a registered trademark of Bluetooth Sig, Inc. Caliber® is a trademark of Caliber, Inc. Cardo® is a registered trademark of Cardo Systems, Inc. Carhartt® is a registered trademark of Carhartt, Inc. CruzTOOLS® is a registered trademark of CYCOACTIVE, INC. Facebook™ is a service trademark of Facebook, Inc. FidlOCK® is a registered trademark of FidlOCK GmbH. FOX® is a registered trademark of Fox Factory Inc. Google Play™ is a service trademark of Google LLC. YouTube® is a registered trademark of Google LLC. GoPro® is a registered trademark of GoPro Inc. Homelink® is a registered trademark of Centex Corporation. Instagram™ is a service trademark of Instagram, LLC. JBL® is a registered trademark of Harman International Industries, Incorporated. MB Quart® is a registered trademark of Maxxsonics USA Inc. MORFLEX® is a registered trademark of FNA Group, Inc. NOCO Boost® and NOCO Genius® are registered trademarks of The Noco Company. RHINO-RACK® is a registered trademark of Rhino Rack Australia Pty Limited. RIGID® is a trademark of JST Performance, LLC d/b/a Rigid Industries LLC. SEAT SAVER® is a registered trademark of Prince Lionheart, Inc. SMART BOARD® is a registered trademark of Smart Technologies ULC Unlimited Liability Corporation Canada. Tiger Drylac® is a registered trademark of Tiger Coatings GmbH & CO. KG. Twitter™ is a service trademark of X CORP. Wallbox™ is a service trademark of WALL BOX CHARGERS S.L. Fitment and availability are subject to change at any moment. Copyright © 2024 Polaris Industries Inc. All rights reserved.

MY25 RGR APP ACC - INTL